

Alternative Fuel Tax credits can be claimed against an Individual Income Tax account, Fiduciary Tax account, Corporate Tax account, or a Partnership Tax account.

1. Log in to **GTC** website (<https://gtc.dor.ga.gov>)
2. Navigate to the applicable tax account by clicking the **Account ID** hyperlink

NOT REAL CORP		NAMES AND ADDRESSES		I WANT TO...	Profile
Federal Employer ID #	58-5858585	Legal Name	NOT REAL CORP	Make Multiple Payments	
My Balance	\$0.00	DBA Name	Add	Submit Documentation	
		Business Location Address	1800 CENTURY PL NE ATLANTA GA 30345-4301	Submit Power of Attorney	
		Mailing Address	Add	Transfer Tax Credit	
				Add Access to Another Account	
				Upload File	
				Register New Tax Account	
				Update Officers	
				Manage NAICS Codes	
				View All Accounts	
				Request Third Party Refund	
				Credit Pre-Approval Request	

ACCOUNTS ¹	REQUESTS ⁰	E-MESSAGES ⁰	LETTERS ⁰	CREDITS			
MY ACCOUNTS ¹							
MY ACCOUNTS							
Account Id	Account Type	Name	Frequency	Address	Balance	Hide History	Filter
58-5858585	Corporate Income Tax	NOT REAL CORP	Annual	1800 CENTURY PL NE ATLANTA GA	0.00		

3. Click the **Request Alt Fuel Tax Credit** hyperlink under the **I Want To...** menu in the top- right corner of the screen

CORPORATE INCOME TAX		NAMES AND ADDRESSES		I WANT TO...	Profile	Accounts
Federal Employer ID #	58-5858585	Legal Name	NOT REAL CORP	Submit QEE Credit Form		
Corporate Annual	58-5858585	DBA Name	Add	Protest Proposed Assessment		
My Balance	\$0.00	Business Location Address	1800 CENTURY PL NE ATLANTA GA 30345-4301	Request Statement of Account		
Pending	\$0.00	Mailing Address	Add	Request Payment Statement		
Payment Source	Setup	Site of Business Records Address	Add	Request Waiver of Penalty		
				Make a Payment		
				Manage NAICS Codes		
				Request Alt Fuel Tax Credit		

PERIODS	REQUESTS ⁰	ACTIVITY	E-MESSAGES ⁰	LETTERS ⁰	CREDITS			
ALL PERIODS / PERIOD SEARCH								
PERIODS FROM 31-AUG-2013								
Period	Return Status		Tax	Penalty	Interest	Credits	Balance	Messages
31-Dec-2015	Generated	Pay	0.00	0.00	0.00	0.00	0.00	

4. Review the information on the **Definitions** screen and then click the **Next** button

Definitions	Next	Cancel
ALTERNATIVE FUEL TAX CREDIT PREAPPROVAL FORM		
<p>Alternative Fuel Heavy-Duty Vehicle Tax and Alternative Fuel Medium-Duty Vehicle Tax Credit Preapproval Form</p>		

5. Enter the **Taxpayer Information**. Click the **Next** button at the top of the screen

Taxpayer Info
Previous **Next**
Cancel

PART 1. TAXPAYER INFORMATION

Name Required	<input type="text"/>	ID Type Required	<input type="text"/>
Street Address	<input type="text"/>	Required	<input type="text"/>
City	<input type="text"/>	Fiscal Year	<input type="text"/>
State <input type="text"/>	Zip Code <input type="text"/>	Filing Period of Return on which this credit will be claimed	<input type="text"/>
Contact Person Required	<input type="text"/>	Telephone Number of Contact Person	<input type="text"/>

6. Enter the **Vehicle Information**. Click the **Next** button at the top of the screen

Vehicle Info
Previous **Next**
Cancel

PART 2. VEHICLE INFORMATION

Please enter the information for the vehicles for which the credit is being applied for.

Note: You cannot claim a tax credit for different fiscal years on the same request. You must submit a separate request.

Alternative Fuel Medium-Duty vehicle has a maximum tax credit of \$12,000.00 and is a new commercial vehicle, with a gross vehicle weight ratio equal to 8,500 pounds or more and less than 26,001 pounds and is primarily fueled by an alternative fuel. An Alternative Fuel Heavy-Duty vehicle has a maximum tax credit of \$20,000.00 and is a new commercial vehicle, with a gross vehicle weight ratio equal to or more than 26,001 pounds and is primarily fueled by an alternative fuel.

	Date Purchase Was Complete	Vehicle Type	Vehicle Purchase Price	Requested Credit Amount
	<input type="text"/>	<input type="text"/>	<input type="text"/>	<input type="text"/>

7. Enter any **Affiliates Information**. Click the **Next** button at the top of the screen

Affiliates
Previous **Next**
Cancel

PART 3. AFFILIATES

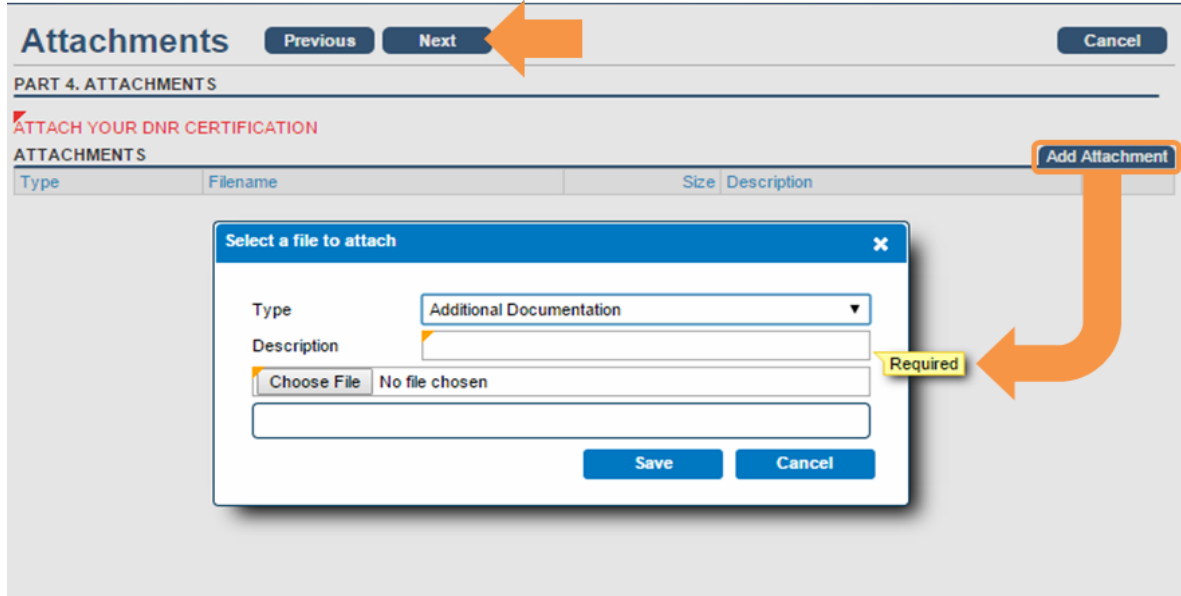
Please provide the name and federal employer identification number (FEIN) for any affiliated entity that has submitted for preapproval of this tax credit(s).

Affiliated entity means a person or business entity that is a member of the taxpayer's affiliated group within the meaning of Section 1504(a) of the Internal Revenue Code.

The total amount for a taxpayer and all of its affiliated entities for a taxable year shall not exceed \$250,000.00.

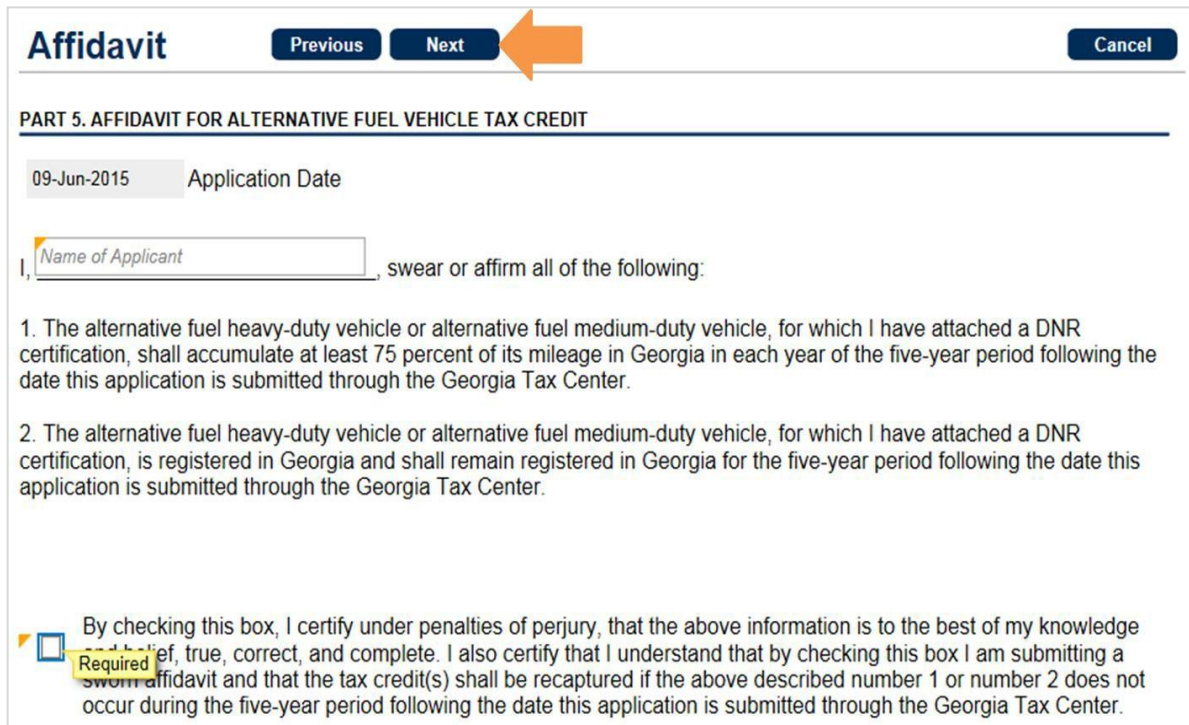
	Name of Entity	ID Type	ID
	<input type="text"/>	<input type="text"/>	<input type="text"/>

8. Attach your **DNR Certification** by clicking the **Add Attachment Tab**. Click the **Next** button at the top of the screen (**NOTE: the web request cannot be submitted without the proper attachment**)



The screenshot shows the 'Attachments' section of the web request. At the top, there are 'Previous', 'Next', and 'Cancel' buttons. Below this is the heading 'PART 4. ATTACHMENTS' and a red instruction: 'ATTACH YOUR DNR CERTIFICATION'. A table with columns 'Type', 'Filename', 'Size', and 'Description' is present, with an 'Add Attachment' button to its right. A modal dialog box titled 'Select a file to attach' is open, showing a dropdown menu for 'Type' set to 'Additional Documentation', a 'Description' field, a 'Choose File' button, and a 'No file chosen' status. A yellow 'Required' label points to the 'Choose File' button. An orange arrow points to the 'Next' button at the top of the main screen.

9. Complete the **Affidavit** by entering the applicant's name and checking the box at the bottom of the screen. Click the **Next** button at the top of the screen (**NOTE: Applicant's name on the affidavit must be individual name, not the name of a business**)

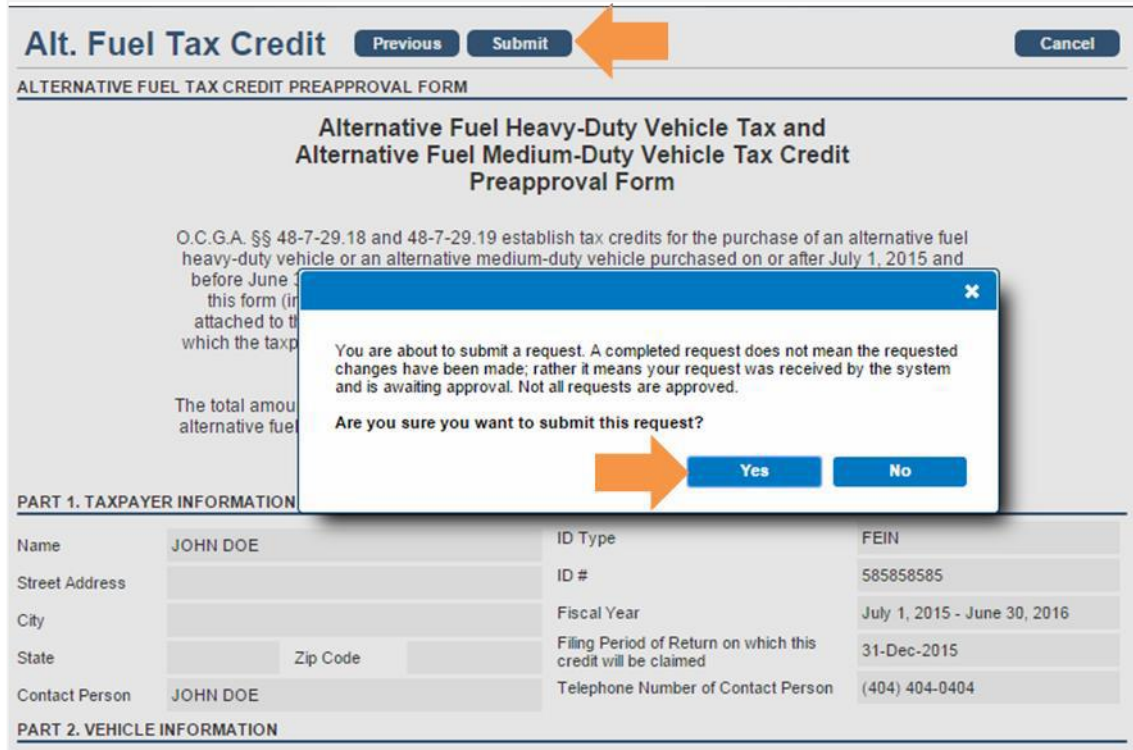


The screenshot shows the 'Affidavit' section of the web request. At the top, there are 'Previous', 'Next', and 'Cancel' buttons. Below this is the heading 'PART 5. AFFIDAVIT FOR ALTERNATIVE FUEL VEHICLE TAX CREDIT'. There is a text input field for 'Application Date' with the value '09-Jun-2015'. Below this is a text input field for 'Name of Applicant'. The text reads: 'I, [Name of Applicant], swear or affirm all of the following:'. There are two numbered conditions:

1. The alternative fuel heavy-duty vehicle or alternative fuel medium-duty vehicle, for which I have attached a DNR certification, shall accumulate at least 75 percent of its mileage in Georgia in each year of the five-year period following the date this application is submitted through the Georgia Tax Center.
2. The alternative fuel heavy-duty vehicle or alternative fuel medium-duty vehicle, for which I have attached a DNR certification, is registered in Georgia and shall remain registered in Georgia for the five-year period following the date this application is submitted through the Georgia Tax Center.

 At the bottom, there is a checkbox with a yellow 'Required' label next to it. The text reads: 'By checking this box, I certify under penalties of perjury, that the above information is to the best of my knowledge and belief, true, correct, and complete. I also certify that I understand that by checking this box I am submitting a sworn affidavit and that the tax credit(s) shall be recaptured if the above described number 1 or number 2 does not occur during the five-year period following the date this application is submitted through the Georgia Tax Center.' An orange arrow points to the 'Next' button at the top of the main screen.

10. Review the information you have provided. To correct a section, use the **Previous** button to navigate back. Once done, click the **Submit** button; then click **Yes** to confirm



Alt. Fuel Tax Credit Previous Submit Cancel

ALTERNATIVE FUEL TAX CREDIT PREAPPROVAL FORM

**Alternative Fuel Heavy-Duty Vehicle Tax and
Alternative Fuel Medium-Duty Vehicle Tax Credit
Preapproval Form**

O.C.G.A. §§ 48-7-29.18 and 48-7-29.19 establish tax credits for the purchase of an alternative fuel heavy-duty vehicle or an alternative medium-duty vehicle purchased on or after July 1, 2015 and before June 30, 2016. This form (if completed) is to be attached to the return on which the taxpayer claims the credit.

The total amount of alternative fuel tax credit available to a taxpayer is limited to the amount of the taxpayer's federal income tax liability for the year in which the credit is claimed.

You are about to submit a request. A completed request does not mean the requested changes have been made; rather it means your request was received by the system and is awaiting approval. Not all requests are approved.

Are you sure you want to submit this request?

Yes No

PART 1. TAXPAYER INFORMATION

Name	JOHN DOE	ID Type	FEIN
Street Address		ID #	585858585
City		Fiscal Year	July 1, 2015 - June 30, 2016
State	Zip Code	Filing Period of Return on which this credit will be claimed	31-Dec-2015
Contact Person	JOHN DOE	Telephone Number of Contact Person	(404) 404-0404

PART 2. VEHICLE INFORMATION

11. The **Confirmation Page** will be displayed. Write down the **Confirmation Number** or print the **Confirmation Page** for your records



Print Confirmation Ok

CONFIRMATION

Request Information

Logon	notreal
Status	Pending
Confirmation Number	0-364-573-184
Taxpayer Name	NOT REAL CORP
Federal Employer ID #	58-5858585
Request Title	Alt. Fuel Tax Pre-Approval
Submitted	31-Aug-2015

Your confirmation number is 0-364-573-184.

Your request has been submitted and will be processed in the order that it was received.

If you have any questions, please contact us at 1-877-GADOR11 (1-877-423-6711).