

**2020
RAILROAD EQUIPMENT
COMPANY DIGEST**

AGENDA

NOTICE TO THE PUBLIC
MEETING OF THE STATE BOARD OF EQUALIZATION ON
May 27, 2021 AT 2:00 PM.
AT THE OFFICES OF THE STATE REVENUE COMMISSIONER
1800 CENTURY BLVD. NE, 15th FLOOR, ROOM 15210 ATLANTA, GEORGIA. THE AGENDA FOR THE
MEETING IS SHOWN BELOW. THIS
MEETING IS OPEN TO THE PUBLIC BY THE TELECONFERENCE NUMBER LISTED BELOW.

**THE PUBLIC IS ENCOURAGED TO JOIN THE MEETING VIA TELECONFERENCE BY DIALING 978-990-5176,
ACCESS CODE 2288237 / Materials that will be discussed at the meeting may be found at
<https://dor.georgia.gov/ga-dor-central-assessment>**

Agenda - State Board of Equalization

- I. Call the meeting of the State Board of Equalization to order
- II. Introduction of parties
 - A. Greg S. Griffin, State Auditor, Department of Audits
 - B. Marty W. Smith, Executive Director, State Properties Commission
 - C. David M. Curry, Commissioner, Department of Revenue
- III. Reading and Approval of Minutes of September 25, 2020 State BOE Meeting
- IV. Presentation of the 2020 Railroad Equipment Car Digest
 - A. Review of duties of State Board of Equalization by Alex Sponseller, Attorney General's Office, Georgia Department of Law
 - B. Mr. James Scoven, Public Utility Program Manager to present the following:
Comparison of the 2020 Digest to the 2019 Digest
 - Valuation methodologies
 - Distribution of the Digest to the taxing jurisdictions
 - Review of equalization procedures and presentation of proposed assessment ratios
 - Recommendation to the Board of Equalization to accept the 2020 Railroad Equipment Car Digest as presented
- V. Any Other Business
- VI. Adjournment

HISTORY AND VALUATION PROCEDURES

Railroad Equipment Ad Valorem Tax History

Railroad equipment car companies are companies that own or lease railcars, but do not operate as a railroad. Their cars move over the rails of railroad companies. Railroad equipment car companies are also referred to as private car lines. There are a variety of types of companies that fall under our railroad equipment car statute Code Section 48-5-519. Some of these companies own vast fleets of railcars that they lease out, while others are small manufacturing companies owning only a few railcars for the purpose of transporting their own product. We tax these companies based on the movement of their railcars through the State of Georgia.

Legislation became effective January 1, 1981, which brought about a complete change in the way the private cars are taxed in Georgia for ad valorem purposes. Before January 1, 1981, the cars were subject only to the quarter-mill state tax. The total taxes generated by equipment car companies amounted to approximately \$15,000. As of January 1, 1981, the cars became subject to tax in every taxing jurisdiction in Georgia that had railroad track. This meant that every equipment car company traveling through Georgia would be paying taxes in every taxing jurisdiction with rail track, based on the ratio of miles of track in that jurisdiction to total miles of track in the State. The mill rate in each taxing district would be used to compute the tax.

It became apparent that if the equipment car companies paid their taxes directly to each taxing district, as the regular public utilities do, each company would have to write about 750 checks, many for less than \$1.00. In order to make the taxation of equipment cars more manageable, the General Assembly amended their original bill to provide for the *central collection and disbursement* of these taxes. Therefore, the Revenue Department assesses and collects Ad Valorem taxes on railroad equipment cars for the counties and disburses the tax dollars collected from the railroad equipment car companies to local taxing districts eligible to receive payment.

RAILROAD EQUIPMENT COMPANY VALUATION PROCEDURE

The return and taxation of railroad cars belonging to railroad equipment companies is provided for in Georgia Code Section 48-5-519. Any person, except a railroad company owning, leasing, furnishing or operating any type of railroad cars on any railroad in the State of Georgia is deemed a railroad equipment car company.

The Georgia fair market value is determined by valuing all the railroad cars of a railroad equipment car company and allocating a portion of the total value of that fleet of railroad cars to the state based on the percentage the total car-wheel miles of the fleet made in Georgia is of the total car-wheel miles of the fleet made in the United States. The car-wheel miles from the previous calendar year are used for the allocation.

The railroad cars are valued consistent with the Appraisal Procedures Manual (Chapter 560-11-10 of the Rules and Regulations of the Georgia Department of Revenue), relying primarily on the basic cost approach as prescribed in the manual. For all but a handful of the companies, this consists of the preparation of a basic cost approach. For the few companies in the business of renting equipment cars and who submit adequate rental and expense data, a standard income approach is also used.

This insures uniformity of the valuation of railroad cars belonging to the railroad equipment companies with the valuation of all other taxable personal property in the state.

STATE OF GEORGIA

O.C.G.A. (48-5-519)

- (a) Any person owning, leasing, furnishing, or operating any kind of railroad cars on any railroad in this state shall be deemed a railroad equipment company. Every railroad equipment company shall be required to make returns to the commissioner and shall be taxed as follows:
- (1) Ascertain the total number and the value of all cars of the railroad equipment company, the total car-wheel mileage made by the cars in the United States, and the total car-wheel mileage in this state.
 - (2) Tax the cars at the regular rate imposed on property in this state on a valuation based on the proportion to the entire value of the cars that the car-wheel mileage made in this state bears to the entire car-wheel mileage of the cars in the United States.
 - (3) Ascertain the total track mileage in each local tax jurisdiction in this state and tax the cars at the regular rate imposed on property in each local tax jurisdiction on a valuation based on the proportion to the entire value of the cars as determined in paragraph (2) of this subsection that the track mileage in the local tax jurisdiction bears to the entire track mileage in this state.
- (b) The returns shall be made to the commissioner by the chief executive officer in charge of the cars in this state. The final assessment of the property of railroad equipment companies shall be fixed in the same manner as the proposed assessments of property of public utilities under this article and Code Section 48-2-18, except that with respect to railroad equipment companies such assessment shall be final rather than proposed. Any railroad equipment company may bring in the Superior Court of Fulton County a de novo action of the assessment so fixed.
- (c) For the purposes of this Code section, a railroad company operating a railroad is not a railroad equipment company.
- (d) (1) The commissioner shall collect all taxes levied by this Code section and shall remit all taxes collected to the authorities entitled thereto, less 1 percent of the amount collected, which shall be paid into the general fund of the state treasury in order to defray the costs of collection.
- (2) The commissioner may submit tax bills to railroad equipment companies in one or more stages each year; and the taxes reflected in each bill shall be due 60 days after the commissioner mails the bill to the company and, if not so paid, shall bear interest at the rate specified in Code Section 48-2-40 and become subject to penalty in accordance with Code Section 48-2-44. The commissioner shall remit the taxes collected at least once each year. In arriving at the amount to be billed in each instance, the commissioner shall utilize the millage rate established by each taxing jurisdiction for the year in question unless no such rate has been finally established at the time the bill in question is prepared, in which case the commissioner may decline to include such jurisdiction in the billing or may utilize a millage rate established by court order.
- (3) All taxes collected under a millage rate, which is later changed, shall be collected subject to adjustment upward or downward, as the case may be. Such adjustments may be billed or refunded separately or may be made by offset the following year, in the discretion of the commissioner. If any refunds are made separately, they shall be made by the local taxing jurisdiction.
- (4) This subsection shall apply to all tax years beginning on or after January 1, 1981.
- (e) (1) If any chief executive officer of a railroad equipment company required to make a return to the commissioner by this Code section fails to return the taxable property or pay to the state all taxes for which such company may be liable by reason of the return, the commissioner shall issue an execution for the amount of taxes due, according to the law, together with costs and penalties.
- (2) The executions issued by the commissioner against any such company shall be directed to all sheriffs, constables, and other lawful officers of this state with directions to levy the execution on the property of the corporation or company and with the authority to issue and serve garnishments upon the debtors of the corporation or company.

RAILROAD EQUIPMENT
DIGEST COMPARSION
2018 – 2020

COMPARISON BETWEEN RAILROAD EQUIPMENT CAR DIGESTS

	2018	2019	2020
TOTAL GA CAR WHEEL MILES	632,613,000	662,487,102	673,549,229
TOTAL CAR WHEEL MILES	24,991,140,685	26,088,645,427	25,552,058,853
TOTAL GA FAIR MARKET VALUE	975,598,733	1,032,608,633	1,105,665,046
TOTAL 100% FAIR MARKET VALUE	43,186,610,873	44,781,821,269	45,931,351,227
TOTAL ASSESSED VALUE	391,227,391	417,216,867	440,075,759
TOTAL NUMBER OF COMPANIES	390	314	303

COMPANY VALUATIONS

RAILROAD EQUIPMENT CAR COMPANY
Ad Valorem Tax Digest
2020

Name	Mark	GA Miles	US Miles	US FMV	GA FMV
ABERDEEN CAROLINA & WESTERN RAILWAY	ACWX	6,821	41,461	207,218	34,091
ADM TRANSPORTATION CO	WHTX	9,193,517	250,735,884	205,414,598	7,531,760
AEROPRES CORPORATION	AREX	5,309	869,380	15,089,801	92,148
AG PROCESSING INC A COOPERATIVE	AGPX	250,864	48,544,562	79,148,929	409,018
AGROTHRIVE, INC	AGTX	2,664	261,022	800,750	8,172
AIR LIQUIDE INDUSTRIAL US LP	IAPX	49,179	3,868,955	26,664,805	338,941
ALABAMA POWER COMPANY	JHMX	385,037	261,311,402	32,225,150	47,483
ALBEMARLE CORPORATION	EBAX	2,249	304,357	1,167,320	8,626
ALBERT BROS., INC	ABSX	4,044	39,095	93,750	9,698
ALCOA USA CORP	RMCX	31,867	1,806,500	680,983	12,013
AMERICAN IRON & METAL CO INC	AIMX	85,654	13,318,391	98,201,021	631,556
AMERICAN RAILCAR INDUSTRIES INC	UNFX	5,709,707	207,875,092	1,128,509,459	30,996,779
AMERICAS STYRENICS LLC	ASOX	116,790	9,573,033	10,761,137	131,285
AMG RESOURCES CORPORATION	AMGX	79,492	5,468,987	6,082,889	88,415
ARDENT MILLS LLC	CAGX	44,683	3,028,918	3,262,480	48,129
ARGOS USA LLC (FORMERLY: ARGOS CEMENT, LLC)	ARUX	816,828	3,309,993	4,417,842	1,090,219
ARKEMA INC	TELX	112,454	2,318,233	5,836,568	283,123
ARRENDADORA NACIONAL DE CARROS DE FERROCARRIL, S.A., DE C.V	TOTX	410,369	23,122,129	32,084,481	569,432
ATEL EQUIPMENT SERVICES	LCGX	505,911	9,369,990	16,992,700	917,482

RAILROAD EQUIPMENT CAR COMPANY
Ad Valorem Tax Digest
2020

Name	Mark	GA Miles	US Miles	US FMV	GA FMV
ATEL LEASING CORPORATION	ATGX	757,607	9,167,215	4,366,582	360,868
AUSTIN POWDER COMPANY	AUSX	93	40,674	2,247,471	5,139
AXIALL LLC C/O GREENBRIER MGMT SVC, LLC	NAPX	584,285	17,153,017	39,496,045	1,345,358
BADGER STATE ETHANOL	BSEX	1,180	13,833	3,459,333	295,092
BASF CORPORATION	ENGX	618,448	15,483,204	73,347,810	2,929,743
BEASLEY FOREST PRODUCTS INC	BTMX	1,354,312	16,213,815	2,199,860	183,751
BECKER IRON & METAL, INC	BKRX	1,830	372,048	397,365	1,955
BIRLA CARBON USA, INC	CCX	127,310	2,793,515	13,519,479	616,129
BLUE CUBE OPERATIONS, LLC	OCAX	143,361	10,308,186	17,609,625	244,906
BORAL CM SERVICES LLC	VFLX	4,808	2,844,009	24,711,739	41,777
BP CORPORATION NORTH AMERICA INC	BPRX	389,513	6,761,480	13,405,864	772,280
BRASKEM AMERICA INC	HLEX	310,060	14,625,029	21,637,837	458,736
BROWNER TURNOUT CO	BTFX	121,602	15,288,054	9,045,524	71,949
BUNGE NORTH AMERICA INC	CSYX	3,276,447	88,498,535	162,541,776	6,017,721
CABOT CORPORATION	COSX	334,136	5,101,729	23,532,375	1,541,245
CAI RAILINC	VRSX	1,576,342	73,914,151	157,612,408	3,361,346
CALDWELL-BAKER CO	RFMX	268,462	3,713,211	963,588	69,667
CANPOTEX LEASING LIMITED	CNPX	5,578	23,411	131,942,970	31,437,268
CARGILL INCORPORATED	SAMX	4,247,938	189,765,352	218,387,638	4,888,654
CARMATH INC	JDSX	1,039,646	19,513,400	28,499,828	1,518,430

RAILROAD EQUIPMENT CAR COMPANY
Ad Valorem Tax Digest
2020

Name	Mark	GA Miles	US Miles	US FMV	GA FMV
CAROLINA STALITE COMPANY	LWAX	35,757	419,741	524,580	44,688
CCC TRANSPORT COMPANY	WITX	130,513	2,825,363	6,445,547	297,741
CELTRAN INC	CELX	456,557	6,704,074	6,137,991	418,006
CEMEX INC	SDWX	1,500,496	24,850,164	33,187,140	2,003,897
CENEX HARVEST STATES COOPERATIVE	CHSX	87,344	19,952,650	31,533,536	138,040
CENTURY ALUMINUM OF SC, INC	ALUX	433	59,241	78,204	572
CHEMICAL MANAGEMENT CO., INC	LIMX	23,636	127,090	1,425,081	265,034
CHEVRON ORONITE COMPANY	COCX	26,621	4,135,458	10,200,220	65,661
CHEVRON PHILLIPS CHEMICAL CO LP	UTLX	915,694	65,300,413	493,822,218	6,924,765
CHEVRON USA INC	CPDX	680,446	16,903,096	107,937,240	4,345,089
CHICAGO FREIGHT CAR LEASING CO	MBCX	3,740,195	176,206,506	380,327,556	8,072,910
CHICKASHA OF GEORGIA, LLC	GINX	353,003	2,229,500	112,958	17,885
CHIMICO RAIL LOGISTICS, LLC	CIMX	42	299,438	2,037,363	286
CINER WYOMING, LLC	CICX	4,181	1,308,080	445,200	1,423
CIT GROUP/EQUIPMENT FINANCING, INC C/O GREENBRIER MGMT SVC LLC	WSSX	18,739,475	1,911,243,844	4,106,990,261	40,268,458
CITGO PETROLEUM CORPORATION	CSOX	15,265	989,395	321,305	4,957
CITICORP RAILMARK, INC. C/O GREENBRIER MGMT SVC, LLC	JTHX	309,126	31,651,400	27,085,295	264,531
CITY OF GAINESVILLE / GAINESVILLE REGIONAL UTILITIES	GNFX	1,506,598	5,161,500	1,423,782	415,590
CITY OF LAKELAND	LAKX	121,124	314,314	175,586	67,664
CK INDUSTRIES INC	CKIX	1,004,284	6,299,775	6,544,846	1,043,352

RAILROAD EQUIPMENT CAR COMPANY
Ad Valorem Tax Digest
2020

Name	Mark	GA Miles	US Miles	US FMV	GA FMV
CNLX CANADA INC	CNLX	3,112	2,857,419	395,185	430
COBRA TRADING, LLC	COBX	8,125	141,742	146,571	8,402
COMBINED METAL INDUSTRIES, INC.	CMBX	92,180	1,819,920	5,337,390	270,342
COMPASS CAPITAL CORPORATION & SUBSIDIARIES	CRWX	1,365	220,502	796,030	4,928
COMPASS MINERALS AMERICA INC	NASX	62,397	9,494,802	31,972,818	210,116
CONCRETE SUPPLY CO LLC	CSCX	57,971	240,109	2,683,750	647,954
CONRAD YELVINGTON DISTRIBUTORS, INC	CYXX	2,334,839	11,506,141	4,098,034	831,578
CONSERVIT INC	CVTX	5,276	938,081	1,371,825	7,715
CONSOLIDATED GRAIN & BARGE, INC.	CGRX	546,589	6,542,038	20,215,520	1,689,012
CONTINENTAL TANK CAR CORP	CNTX	4,306	218,990	169,494	3,333
COOPERATIVE ENERGY	SMEX	24	1,291	5,480,244	101,879
COVIA HOLDINGS CORPORATION	WWUX	822,033	74,757,622	243,703,131	2,679,754
CREATIVE RAILCAR MARKETING SERVICES II LLC	CLBX	21,608	688,160	85,375	2,681
CRESTWOOD CRUDE SERVICES LLC	CCSX	85,316	3,412,134	30,846,416	771,275
CRYO-TRANS INC	CRYX	1,441,335	88,066,219	269,171,859	4,405,399
CRYSTAL CAR LINE, INC.	PENX	417,054	13,764,846	23,222,755	703,614
CWR TRANSPORTATION	CWRX	93,741	1,426,821	4,260,021	279,880
D H GRIFFIN WRECKING CO INC	DHGX	7,769	70,375	105,000	11,591
DAK AMERICAS LLC	DAKX	2,133,165	19,277,979	82,651,532	9,145,635
DANA CONTAINER INC	DNHX	47,975	2,221,990	5,970,443	128,908

RAILROAD EQUIPMENT CAR COMPANY
Ad Valorem Tax Digest
2020

Name	Mark	GA Miles	US Miles	US FMV	GA FMV
DATX ASSOCIATES	DATX	1,349	29,500	29,161	1,333
DELTA TANK LINE CO	DTLX	15,556	2,863,511	2,956,800	16,063
DENKA PERFORMANCE ELASTOMER LLC	DPEX	1,847	7,386	47,880	11,973
DOREMUS AVENUE RECYCLING & TRANSFER, LLC	APEX	651	825,437	385,892	304
DOW CHEMICAL COMPANY	UCFX	2,984,432	139,424,141	544,766,336	11,660,951
DTE ELECTRIC COMPANY	DETX	48	94,819,392	18,389,360	9
DUKE ENERGY CAROLINAS, LLC	DKPX	419	38,012,060	43,694,945	482
DUKE ENERGY FLORIDA, LLC	PEFX	105,304	237,105	6,133,581	2,724,070
DUKE ENERGY PROGRESS, LLC	ROKX	3,989	39,027,966	24,710,942	2,526
DUPONT SPECIALTY PRODUCTS USA LLC	DUPX	127,588	1,631,503	4,642,970	363,093
E D & F MAN LIQUID PRODUCTS LLC	EDFX	317,125	1,889,737	15,239,030	2,557,328
EASTMAN CHEMICAL COMPANY	KDCX	616,605	21,202,003	59,798,131	1,739,073
ECDC ENVIRONMENTAL, L.C.	WSGX	14,944	10,493,990	17,597,781	25,060
ECO SERVICES OPERATIONS CORP	RPBX	2,152	153,033	143,008	2,011
ECO-ENERGY, LLC	EEDX	19,272	1,685,302	6,306,807	72,120
EDWARDS & HANEY COTTONSEED, LP	CASX	96	18,320	6,611,001	34,643
ELEMENTIS CHROMIUM, INC.	ACRX	183,926	1,037,178	1,420,417	251,887
ELK POINT TRANSPORTATION CO, LLC	EPTX	7,362	149,302	387,090	19,087
ENERGY SOLUTIONS, LLC	ESTX	48	129,997	1,102,005	407
ENKAY LEASING CORPORATION US LIMITED	NKLX	16,657	5,338,744	58,831,940	183,557

RAILROAD EQUIPMENT CAR COMPANY
Ad Valorem Tax Digest
2020

Name	Mark	GA Miles	US Miles	US FMV	GA FMV
ENTERPRISE PRODUCTS OPERATING LLC	EPCX	36,210	1,781,590	1,530,644	31,110
EPIC	EPIX	270,034	5,425,207	4,722,105	235,038
EQUINOR MKTG & TRADING (US) C/O GREENBRIER MGMT SVC, LLC	STAX	666	77,004,022	86,859,690	751
EQUISTAR CHEMICALS LP	OPIX	1,239,558	97,252,974	423,645,119	5,399,657
ERCO WORLDWIDE (USA) INC.	ECMX	7,641	1,620,510	15,424,228	72,728
ESI LEASING, LLC	EVRX	48	758,743	463,050	29
ESSEX HYBRID SEED COMPANY	EHSX	153,716	1,276,197	773,600	93,179
EVEREST RAILCAR SERVICES INC	KMHX	355,358	8,916,508	16,917,755	674,239
EVONIK CORPORATION	EVSX	12,966	524,177	3,858,241	95,437
EXCEL RAILCAR CORP	ERCX	40,046	1,030,947	2,891,455	112,315
EXXON MOBIL CORPORATION	XOMX	2,617,616	170,427,767	515,605,914	7,919,239
FACTOR GAS LIQUIDS, INC	FGLX	6,461	619,264	3,911,768	40,813
FAIRMONT SANTROL INC	FTIX	23,723	31,964,818	121,585,388	90,236
FEDERAL WHITE CEMENT RAIL INC.	FWCX	236,645	1,916,165	8,690,500	1,073,271
FERROUS PROCESSING & TRADING COMPANY	ZVBX	210,505	4,174,327	12,538,080	632,276
FORMOSA TRANSRAIL CORPORATION	FPAX	2,365,057	64,189,974	292,010,629	10,759,029
FREEMAN GAS & ELECTRIC CO., INC.	BOBX	1,014	12,660	43,154	3,456
GATX CORPORATION - GACX / GATX	TRIX	38,094,087	1,292,868,113	2,227,000,000	65,618,087
GATX CORPORATION -CIRR MARKS	CIRR	972,479	1,299,952	2,464,116	1,843,377
GATX DE MEXICO (GARX/ENDX)	GARX	2,446	2,031,721	126,027	152

RAILROAD EQUIPMENT CAR COMPANY
Ad Valorem Tax Digest
2020

Name	Mark	GA Miles	US Miles	US FMV	GA FMV
GATX RAIL CANADA COPORATION (CGLX/CGTX)	CGTX	633,219	74,727,941	81,651,363	691,886
GATX RAIL HOLDINGS INC (ALLX/ALLX)	ALLX	551,070	6,884,559	3,958,374	316,845
GAVILON HOLDINGS LLC	WWLX	22,833	951,377	1,587,882	38,109
GENESIS ALKALI WYOMING, LP (FORMERLY FMC/TRONOX)	TNOX	262,397	55,890,855	56,285,193	264,248
GEORGIA POWER COMPANY	SLIX	39,408,643	357,019,746	185,827,675	20,512,077
GERDAU AMERISTEEL US INC	GAXX	99,086	517,461	418,500	80,136
GERSHOW RECYCLING CORP	GERX	1,344	10,660	103,617	13,064
GLNX CORPORATION	SJFX	447,730	14,819,411	23,265,263	702,899
GLOBAL FIBER SUPPLY OF INTERNATIONAL PAPER	UCSX	799,759	3,401,252	4,188,176	984,794
GREENBRIER MGMT SVC, LLC	PCIX	7,550,831	531,699,842	2,054,280,119	29,173,456
GREENEVILLE IRON & METALS	GRNX	1,092	50,326	78,300	1,699
GRIMMEL INDUSTRIES	GDJX	56,188	779,305	400,616	28,884
GUARDIAN LEASING INC	CLAX	35,817	342,010	20,085	2,103
GULF POWER COMPANY	GLFX	10,552	9,402,366	141,355	159
GWILEASING CORP	GWIX	1,611	437,760	577,844	2,127
HALLIBURTON ENERGY SERVICES INC	HWCX	20,079	80,273,559	406,677,929	101,723
HAMPTON CAPITAL, LLC	SWIX	1,092,785	8,783,719	9,590,061	1,193,102
HARSCO CORPORATION	RMSX	448	3,563	16,515,810	2,076,644
HEARTLAND RAIL, LLC	HRTX	165,097	5,267,683	30,013,695	940,674
HELM-PACIFIC LEASING	HPJX	982,526	42,287,448	34,682,592	805,831

RAILROAD EQUIPMENT CAR COMPANY
Ad Valorem Tax Digest
2020

Name	Mark	GA Miles	US Miles	US FMV	GA FMV
HERZOG RAILROAD SERVICES INC	HZGX	1,638,589	29,553,379	35,822,102	1,986,159
HEXION INC FKA MOMENTIVE SPECIALTY	RSLX	11,808	209,362	189,300	10,677
HOLCIM US INC	TCOX	1,580,108	28,814,789	109,006,415	5,977,552
HUNTSMAN PETROCHEMICAL LLC	HMAX	6,692	180,658	519,085	19,228
IMERYS CLAYS INC	ICKX	2,590	2,222,499	11,788,779	13,738
IMERYS OILFIELD SOLUTIONS	IOMX	9,269	131,490	2,086,418	147,076
IMPERIAL OIL LIMITED	ICRX	1,737	4,117,026	71,385,656	30,118
INDIANTOWN COGENERATION, L.P.	ICXX	1,478	29,930	3,208,059	158,420
INDORAMA VENTURES XYLENES & PTA LLC	IVLX	563,320	4,645,971	3,640,843	441,449
INEOS ABS (USA), LLC	LUPX	10,143	1,635,442	1,986,692	12,321
INEOS OLIGOMERS USA LLC	OLGX	32	15,146,927	74,393,661	157
INEOS PIGMENTS USA INC	MQPX	37,496	976,728	1,562,218	59,973
INEOS STYROLUTION AMERICA, LLC	INEX	138,275	5,959,675	23,853,437	553,442
INEOS USA LLC	HLTX	1,438,175	45,076,822	221,405,515	7,063,938
INFINEUM USA LP	INFX	18,716	1,311,788	4,112,427	58,674
INFINITY RAIL LLC	IFRX	1,477,249	14,293,342	14,830,594	1,532,775
INFINITY TRANSPORTATION	TODX	4,540,586	37,255,096	87,902,391	10,713,390
INNOPHOS INC	IPBX	165,869	4,304,508	22,313,158	859,811
INSPIRATION HOLDINGS , INC	RTRX	23,539	1,846,122	4,119,935	52,531
INTERCOASTAL CAPITAL CORPORATION	KMKX	2,441	68,336	55,838	1,995

RAILROAD EQUIPMENT CAR COMPANY
Ad Valorem Tax Digest
2020

Name	Mark	GA Miles	US Miles	US FMV	GA FMV
INTERSTATE COMMODITIES INC	JBRX	3,707,585	67,233,408	30,296,543	1,670,702
J & J RAILCAR LEASING, LLC	KFTX	59,336	3,107,115	12,921,033	246,751
J M HUBER CORPORATION	JMHX	8,477	105,414	140,291	11,282
J R SIMPLOT COMPANY	JRSX	335,077	12,342,873	17,349,659	470,998
JBS USA FOOD COMPANY	JBSX	7,986	943,685	693,565	5,869
KAMIN LLC	KMNX	215,219	428,389	231,739	116,424
KDL TRANSPORTATION LLC	SASX	1,362	23,330	483,596	28,232
KEMIRA WATER SOLUTIONS INC	EAGX	11,655	1,851,410	6,176,029	38,879
KENNECOTT UTAH COPPER LLC	KCCX	21,546	6,347,132	7,687,835	26,097
KOCH RAIL LLC	KMEX	6,681,636	77,884,137	170,549,925	14,631,382
KRATON CHEMICAL, LLC	AZXX	1,334,091	4,252,228	11,665,196	3,659,830
KURARAY AMERICA INC	KURX	103,552	807,957	1,829,031	234,418
KYKENKEE, INC	KYKX	5,280	77,680	136,500	9,278
L B FOSTER COMPANY	LBFX	49,764	804,063	628,860	38,921
LANXESS CORPORATION	ANXX	12,887	57,575	819,000	183,317
LONE STAR INDUSTRIES INC	OKCX	66,964	9,969,458	12,290,942	82,557
MARTIN MARIETTA MATERIALS, INC	MWAX	2,497,367	83,315,724	245,997,793	7,373,719
MARTIN SULFER (DIVISION OF MARTIN OPERATING PARTNERSHIP)	MGSX	15,559	325,070	209,241	10,015
MASCOUTIN HEIGHTS LEASING CO., LLC	MHLX	434	2,490,998	25,741,823	4,485
MATHESON TRI GAS INC	MTGX	17,548	97,900	3,048,463	546,419

RAILROAD EQUIPMENT CAR COMPANY
Ad Valorem Tax Digest
2020

Name	Mark	GA Miles	US Miles	US FMV	GA FMV
MCFARLAND CASCADE HOLDINGS, INC	SJTX	1,606	220,076	44,024	321
MEXICHEM FLUOR S.A. DE C.V.	QFFX	3,912	1,924,149	5,759,710	11,710
MHF SERVICES	MHFX	4,996	1,445,225	1,078,160	3,727
MIDWEST ETHANOL TRANSPORT, LLC	MWTX	58,648	4,186,988	5,825,178	81,594
MIDWEST RAILCAR CORPORATION	MWCX	6,990,860	198,084,591	451,267,066	15,926,251
MISSISSIPPI POWER COMPANY	DEGX	73,006	20,977,664	925,663	3,221
MITSUI RAIL CAPITAL, LLC	MTZX	495,683	112,591,186	341,757,724	1,504,589
MLTM, LP (FKA ELTM LP)	MDPX	9,577	649,820	8,204,410	120,916
MODERN DISPERSIONS INC	MDIX	77,043	379,797	768,498	155,892
MONSANTO COMPANY	MLSX	756	86,162	421,328	3,697
MOSAIC GLOBAL SALES LLC	PMIX	1,985,493	74,612,394	42,561,512	1,132,594
MRXX CORPORATION	RRRX	170,065	3,064,803	2,075,075	115,145
MUL RAILCARS, INC C/O GREENBRIER MGMT SVC, LLC	MULX	426,993	20,119,780	187,426,684	3,977,672
MWN MARKETING LLC	MWNX	112,248	2,856,520	2,197,801	86,363
NACHURS ALPINE SOLUTIONS	NAXX	24	174,554	2,735,438	376
NASHTEX LEASING INC	NTLX	42,732	1,807,840	1,356,914	32,073
NATIONAL SALVAGE AND SERVICE CORP	NSSX	423,076	2,784,658	2,676,183	406,595
NEW PROVINCE RAIL PARTNERS, LLC	NPLX	129,805	3,243,773	8,662,500	346,644
NORTHERN METALS, LLC	EMRX	4,202	3,066,257	3,278,800	4,493
NOVA CHEMICALS INC	NCLX	1,190,727	48,631,163	183,332,080	4,488,859

RAILROAD EQUIPMENT CAR COMPANY
Ad Valorem Tax Digest
2020

Name	Mark	GA Miles	US Miles	US FMV	GA FMV
NTL TRANSPORTATION LTD	VWCX	6,710	673,650	598,292	5,959
OCCIDENTAL CHEMICAL CORPORATION	UCLX	1,339,244	67,216,946	212,470,887	4,233,313
OIL DRI CORP OF AMERICA	ODTX	19,820	181,058	175,200	19,179
OLIN CHLOR ALKALI LOGISTICS INC	SBLX	1,583,652	21,363,620	200,105,612	14,833,518
OMNISOURCE CORPORATION C/O GREENBRIER MGMT SVC, LLC	SIMX	771,646	12,470,030	70,614,437	4,369,624
ORION ENGINEERED CARBONS LLC	ECQX	220,148	3,778,230	5,430,377	316,414
ORLANDO UTILITIES COMMISSION	OUCX	8,119,353	20,454,029	3,828,274	1,519,657
OXBOW CALCINING INTERNATIONAL LLC	GLCX	2,360	2,105,162	1,326,100	1,487
OXEA CORPORATION	OXAX	53,930	1,201,760	1,305,997	58,608
PBF HOLDING COMPANY LLC	DPRX	617,282	130,424,841	328,123,865	1,552,963
PCS PHOSPHATE COMPANY INC	WAGX	2,485,773	26,912,801	17,812,030	1,645,190
PCS SALES USA INC	POTX	989,465	85,677,485	163,621,272	1,889,616
PEROXYCHEM LLC	PXCX	72,944	3,014,365	7,617,183	184,327
PHILLIPS 66 COMPANY	PPRX	102,328	77,279,999	314,676,146	416,669
PINNACLE POLYMERS LLC	PINX	561,117	8,504,726	17,291,362	1,140,834
PIONEER RAILROAD EQUIPMENT CO LTD	PREX	823	92,302	33,991	303
PLAINS MARKETING, L.P.	MVTX	3	47,743,031	109,442,796	7
PNC EQUIPMENT FINANCE LLC	HKRX	2,008,078	53,630,304	152,945,188	5,726,722
POLYONE CORPORATION	TGCX	1,319	2,279,747	2,756,084	1,595
PPG INDUSTRIES INC	PPGX	271,107	2,709,119	4,723,111	472,651

RAILROAD EQUIPMENT CAR COMPANY
Ad Valorem Tax Digest
2020

Name	Mark	GA Miles	US Miles	US FMV	GA FMV
PRAXAIR INC	UCOX	62,905	2,709,119	13,794,021	320,293
PROCOR LIMITED C/O UNION TANK CAR CO.	UNPX	3,327,308	706,777,198	1,474,330,876	6,940,735
PROGRESS RAIL SERVICES CORPORATION	SRLX	14,668,547	184,327,205	186,886,098	14,872,181
PROLERIZED NEW ENGLAND	SSEX	417,039	1,248,164	10,198,058	3,407,395
PROTRADE TRANSPORTATION SERVICE LTD	DREX	218,368	2,295,082	2,515,775	239,366
PVS CHEMICALS, INC	PVSX	14,359	644,701	4,915,903	109,489
RAIL CONNECTION LLC	WKHX	72,852	7,065,136	16,365,718	168,755
RAILCAR LEASING SPECIALIST INC	AMIX	15,863	220,785	543,125	39,023
RALCO LLC	WREX	120,178	1,787,168	2,613,592	175,751
RAVAGO AMERICAS, LLC	RDIX	52,645	2,180,791	4,836,796	116,762
REAGENT CHEMICAL & RESEARCH	RCRX	220,829	17,897,616	57,450,860	708,855
REDSTREAK LLC	QUAX	25,347	499,787	2,131,116	108,081
REG MARKETING & LOGISTICS GROUP LLC	REBX	1,432	259,440	1,254,398	6,924
REICHHOLD LLC 2	RCHX	36,917	93,212	1,393,969	552,087
RESIDUAL BASED FINANCE CORPORATION	TFOX	919,299	103,569,911	74,723,782	663,257
RGC, LLC	RGRX	911,464	29,430,064	107,363,075	3,325,089
RIVERSIDE RAIL, LLC C/O GREENBRIER MGMT SVC, LLC	RVRX	4,101	2,576,436	14,990,347	23,861
ROANOKE CEMENT COMPANY LLC	RCCX	219	3,597,898	3,572,100	217
ROLLNG STEEL LLC	RKOX	59,292	688,282	503,625	43,385
RPMG INC	RPMX	7,617	107,356	155,222	11,013

RAILROAD EQUIPMENT CAR COMPANY
Ad Valorem Tax Digest
2020

Name	Mark	GA Miles	US Miles	US FMV	GA FMV
RUNYON INDUSTRIES INC	RUNX	72	210,494	769,755	263
S M BROOKS FREIGHT	TJRX	7,507	1,144,854	823,657	5,401
SA RECYCLING LLC	SAXX	687,257	1,859,123	6,821,058	2,521,522
SAFETY-KLEEN SYSTEMS, INC	SKSX	222,456	7,716,867	47,206,937	1,360,846
SASOL CHEMICALS (USA) LLC	SNHX	138,777	8,121,181	187,632,116	3,206,310
SAUVAGE GAS COMPANY	SAUX	2,278	125,003	108,396	1,975
SCHNITZER STEEL SOUTHEAST	MIRX	113,055	387,395	929,789	271,344
SCHULUMBERGER TECHNOLOGY CORP	DSIX	86,040	48,468,149	251,945,217	447,250
SCHUYLKILL RAILCAR, INC	SKRX	30,721	771,615	172,505	6,868
SEARLES VALLEY MINERALS INC (FKA SVMO)	DGHX	1,487	21,767,913	26,540,164	1,813
SEKISUI SPECIALTY CHEMICALS AMERICA LLC	SEKX	380	6,271	503,107	30,486
SEMINOLE ELECTRIC COOPERATIVE INCORPORATED	SEMXX	8,056,644	16,543,793	5,630,675	2,742,076
SGA LEASING	SGAX	9,387	1,339,464	484,981	3,399
SHELBURNE LIMESTONE CORP	ELOX	377	399,616	4,041,934	3,813
SHELL RAIL OPERATIONS COMPANY	SPMX	141,330	8,670,728	127,722,923	2,081,841
SHINTECH INC	SPPX	514,885	24,443,937	50,391,661	1,061,446
SI GROUP, INC	SVCX	13,221	63,319	369,374	77,125
SIEMENS ENERGY INC	KWUX	3,005	52,495	4,577,595	262,038
SIOXSLAND ETHANOL LLC	SIOX	111,288	7,236,061	17,964,680	276,290
SMBC RAIL SERVICES LLC	TCBX	17,321,568	661,424,821	2,085,977,174	54,628,121

RAILROAD EQUIPMENT CAR COMPANY
Ad Valorem Tax Digest
2020

Name	Mark	GA Miles	US Miles	US FMV	GA FMV
SOLVAY CHEMICALS, INC.	SMNX	1,051,051	84,720,109	69,501,023	862,241
SOUTH CAROLINA PUBLIC SERVICE AUTHORITY	SCWX	16,455,059	78,452,817	53,756,702	11,275,181
SOUTH DAKOTA SOYBEAN PROCESSORS LLC	SDPX	47,986	6,149,528	8,401,372	65,558
SOUTHERN RAIL ASSOCIATES	SRAX	131,487	3,320,567	3,176,511	125,783
SOUTHWEST RAIL INDUSTRIES INC	TACX	318,061	33,536,985	76,272,428	723,359
STANDRIDGE COLOR CORPORATION	SCBX	142,188	687,596	1,315,954	272,126
STONEBRIAR COMMERCIAL FINANCE LLC	SCFX	2,137	5,583,722	4,711,659	1,803
STRATES SHOWS INC	JESX	10,512	191,687	149,013	8,172
STRICKLAND TRADING, INC	STKX	823,450	3,051,550	3,430,252	925,641
SULCOM, INC.	SUJX	1,210,016	12,344,471	22,632,040	2,218,413
TAMINCO CORPORATION	TAMX	57,112	574,936	1,383,811	137,463
TATE AND LYLE INGREDIENTS AMERICAS INC	TWSX	2,754,134	66,692,335	84,732,284	3,499,114
TEALINC, LTD	JOBX	136,911	3,585,773	3,733,358	142,546
THE ANDERSONS, INC	TAEX	10,929,418	225,085,951	410,037,783	19,910,058
THE BOEING COMPANY	TBCX	25,627	828,737	3,496,040	108,108
THE CHEMOURS COMPANY FC, LLC	CMRX	193,919	5,641,513	8,971,027	308,366
THE DAVID J JOSEPH COMPANY	UFTX	4,288,208	79,648,680	106,208,289	5,718,152
THE INSTAR GROUP, LLC	IARX	607,570	16,508,570	314,428,593	11,572,013
THE PROCTER & GAMBLE MANUFACTURING COMPANY	PGTX	128,512	7,839,871	10,341,880	169,525
TMS INTERNATIONAL, LLC	TCTX	660	847,695	2,189,425	1,705

RAILROAD EQUIPMENT CAR COMPANY
Ad Valorem Tax Digest
2020

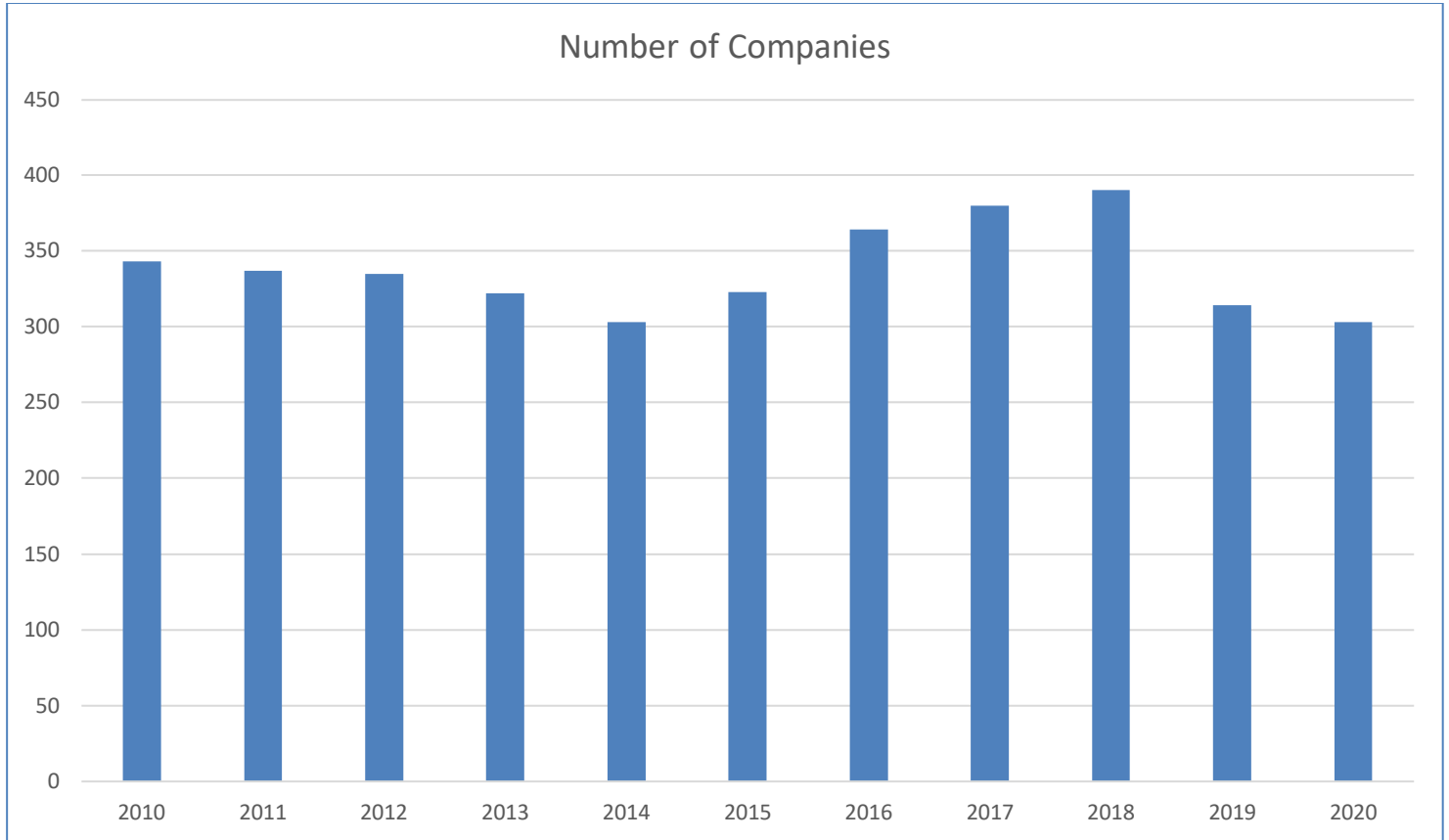
Name	Mark	GA Miles	US Miles	US FMV	GA FMV
TOKAI CARBON CB LTD	TCHX	304,235	6,809,223	25,819,194	1,153,597
TOTAL PETROCHEMICALS & REFINING, USA	FINX	338,295	8,543,099	14,490,088	573,788
TRANSCOR RECYCLING, LLC	KIMX	66,842	173,514	267,834	103,176
TRANSRAIL, INC	TASX	64,270	343,602	1,274,533	238,399
TRICAL INC	TALX	1,242	19,025	54,131	3,534
TRINITY CHEMICAL LEASING L.L.C.	TCLX	1,586,098	69,009,749	195,089,999	4,483,886
TRINITY INDUSTRIES LEASING COMPANY	TMEX	44,379,453	2,053,730,267	6,372,027,559	137,694,371
TRINITY RAIL MANAGEMENT INC	TCQX	7,954,826	20,573,113	4,980,713	1,925,849
TRINSEO, LLC	STYX	8,400	4,582,371	9,061,663	16,611
TROPICANA TRANSPORTATION CORPORATION	TPIX	3,161,195	23,316,716	14,617,056	1,981,727
TTX COMPANY	XTTX	218,053,837	8,332,481,549	5,600,000,000	146,547,158
TYSON FOODS INC.	PBFX	48	4,728,444	5,566,618	57
UNION TANK CAR COMPANY	VIPX	30,008,128	1,584,300,469	3,022,517,640	57,249,302
UNIVAR CANADA LTD	UNVX	4,860	4,711,797	4,801,075	4,952
USA WASTE SERVICE	USWX	357	22,844,415	3,535,078	55
VALERO TERMINALING & DISTRIBUTION COMPANY	VMSX	6,273,426	136,501,511	571,133,512	26,248,529
VOESTALPINE NORTRAK, INC.	NTKX	3,113	72,023	223,254	9,650
VTG RAIL	VTGX	1,692,821	104,543,047	207,994,566	3,367,967
VULCAN MATERIALS COMPANY	VULX	3,782,227	38,077,119	87,795,030	8,720,742
WACKER CHEMICAL CORPORATION	WPHX	36,429	654,358	3,983,740	221,780

RAILROAD EQUIPMENT CAR COMPANY
Ad Valorem Tax Digest
2020

Name	Mark	GA Miles	US Miles	US FMV	GA FMV
WALTER HAFFNER COMPANY	WCHX	406,449	9,889,991	21,781,436	895,152
WELLS FARGO RAIL CORPORATION	XTRX	33,696,960	1,870,621,591	3,421,462,349	61,633,459
WESTLAKE CHEMICAL CORPORATION C/O GREENBRIER MGMT SVC, LLC	WLPX	1,379,829	30,543,382	205,756,025	9,295,242
WESTROCK COMPANY FKA ROME-MILAN HOL	WVCX	141,444	3,069,333	6,236,720	287,407
Totals		673,549,229	25,552,058,853	45,931,351,227	1,105,665,046

**RAILROAD EQUIPMENT CARS
NUMBER OF COMPANIES**

Tax Year	2010	2011	2012	2013	2014	2015	2016	2017	2018	2019	2020
Number of Companies	343	337	335	322	303	323	364	380	390	314	303



**GEORGIA FAIR MARKET VALUE
(MILLIONS)**

Tax Year	2010	2011	2012	2013	2014	2015	2016	2017	2018	2019	2020
Fair Market Value	623.28	616.96	625.28	636.26	685.52	740.95	922.63	968.62	975.60	1032.61	1105.67



**ASSESSED VALUE TOTALS BY
TAXING DISTRICT**

RAILROAD EQUIPMENT CAR COMPANY
Assessed Values By Taxing District
2020

Name	District	Tmiles	100% FMV	ER	Assessed Value
APPLING	BAXLEY	2.73	433,451.87	37.31	161,720.89
APPLING	COUNTY FIRE DIST	30.75	4,882,287.60	37.31	1,821,581.50
APPLING	COUNTY INCORPORATED	2.73	433,451.87	37.31	161,720.89
APPLING	COUNTY UNINCORPORATED	28.02	4,448,835.73	37.31	1,659,860.61
APPLING	SCHOOL	30.75	4,882,287.60	37.31	1,821,581.50
ATKINSON	COUNTY INCORPORATED	1.00	158,773.58	40.00	63,509.43
ATKINSON	COUNTY UNINCORPORATED	8.00	1,270,188.64	40.00	508,075.46
ATKINSON	PEARSON	1.00	158,773.58	40.00	63,509.43
ATKINSON	SCHOOL	9.00	1,428,962.22	40.00	571,584.89
BACON	COUNTY INCORPORATED	0.00	0.00	40.00	0.00
BACON	COUNTY UNINCORPORATED	6.43	1,020,914.12	40.00	408,365.65
BACON	SCHOOL	6.43	1,020,914.12	40.00	408,365.65
BAKER	COUNTY INCORPORATED	0.00	0.00	40.00	0.00
BAKER	SCHOOL	0.00	0.00	40.00	0.00
BALDWIN	COUNTY INCORPORATED	5.17	820,859.41	40.00	328,343.76
BALDWIN	COUNTY UNINCORPORATED	27.85	4,421,844.22	40.00	1,768,737.69
BALDWIN	MILLEDGEVILLE	5.17	820,859.41	40.00	328,343.76
BALDWIN	SCHOOL	33.02	5,242,703.63	40.00	2,097,081.45
BANKS	ALTO - BANKS	1.21	192,116.03	40.00	76,846.41
BANKS	COUNTY INCORPORATED	4.44	704,954.70	40.00	281,981.88
BANKS	COUNTY UNINCORPORATED	7.11	1,128,880.16	40.00	451,552.06
BANKS	GILLSVILLE	0.78	123,843.39	40.00	49,537.36
BANKS	LULA	1.75	277,853.77	40.00	111,141.51
BANKS	MAYSVILLE - BANKS	0.70	111,141.51	40.00	44,456.60
BANKS	SCHOOL	11.55	1,833,834.85	40.00	733,533.94
BARROW	AUBURN - BARROW	1.77	281,029.24	40.00	112,411.70
BARROW	CARL	2.07	328,661.31	40.00	131,464.52
BARROW	COUNTY FIRE DIST	18.81	2,986,531.05	40.00	1,194,612.42
BARROW	COUNTY INCORPORATED	7.75	1,230,495.25	40.00	492,198.10
BARROW	COUNTY UNINCORPORATED	12.97	2,059,293.34	40.00	823,717.34
BARROW	SCHOOL	20.72	3,289,788.59	40.00	1,315,915.44
BARROW	STATHAM	2.00	317,547.16	40.00	127,018.86
BARROW	WINDER	1.91	303,257.54	40.00	121,303.02
BARTOW	ADAIRSVILLE	1.08	171,475.47	40.00	68,590.19
BARTOW	CARTERSVILLE	17.48	2,775,362.19	40.00	1,110,144.88
BARTOW	COUNTY INCORPORATED	24.22	3,845,496.12	40.00	1,538,198.45
BARTOW	COUNTY UNINCORPORATED	57.34	9,104,077.10	40.00	3,641,630.84
BARTOW	EMERSON	2.11	335,012.25	40.00	134,004.90
BARTOW	IND SCHOOL CARTERSVILLE	17.48	2,775,362.19	40.00	1,110,144.88
BARTOW	KINGSTON	1.77	281,029.24	40.00	112,411.70
BARTOW	SCHOOL	64.08	10,174,211.04	40.00	4,069,684.42
BARTOW	WHITE	1.78	282,616.97	40.00	113,046.79
BEN HILL	COUNTY INCORPORATED	4.39	697,016.02	40.00	278,806.41
BEN HILL	COUNTY UNINCORPORATED	21.11	3,351,710.28	40.00	1,340,684.11

RAILROAD EQUIPMENT CAR COMPANY
Assessed Values By Taxing District
2020

Name	District	Tmiles	100% FMV	ER	Assessed Value
BEN HILL	FITZGERALD	4.39	697,016.02	40.00	278,806.41
BEN HILL	SCHOOL	25.50	4,048,726.30	40.00	1,619,490.52
BERRIEN	COUNTY INCORPORATED	3.15	500,136.78	38.05	190,302.04
BERRIEN	COUNTY UNINCORPORATED	8.56	1,359,101.85	38.05	517,138.25
BERRIEN	NASHVILLE	2.20	349,301.88	38.05	132,909.37
BERRIEN	RAY CITY	0.95	150,834.90	38.05	57,392.68
BERRIEN	SCHOOL	11.71	1,859,238.63	38.05	707,440.30
BIBB	COUNTY INCORPORATED	201.26	31,954,770.81	40.00	12,781,908.32
BIBB	SCHOOL	201.26	31,954,770.81	40.00	12,781,908.32
BLECKLEY	COCHRAN	3.18	504,899.99	40.00	201,960.00
BLECKLEY	COUNTY INCORPORATED	3.18	504,899.99	40.00	201,960.00
BLECKLEY	COUNTY UNINCORPORATED	13.95	2,214,891.45	40.00	885,956.58
BLECKLEY	SCHOOL	17.13	2,719,791.43	40.00	1,087,916.57
BRANTLEY	COUNTY FIRE -INC NAHUNTA VFD	3.61	573,172.63	40.00	229,269.05
BRANTLEY	COUNTY FIRE -UNINC	43.41	6,892,361.13	40.00	2,756,944.45
BRANTLEY	COUNTY FIRE -UNINC CALVARY VFD	6.63	1,052,668.84	40.00	421,067.54
BRANTLEY	COUNTY FIRE -UNINC HOBOKEN VFD	2.36	374,705.65	40.00	149,882.26
BRANTLEY	COUNTY INCORPORATED	5.97	947,878.28	40.00	379,151.31
BRANTLEY	COUNTY UNINCORPORATED	50.04	7,945,029.97	40.00	3,178,011.99
BRANTLEY	HOBOKEN	2.36	374,705.65	40.00	149,882.26
BRANTLEY	NAHUNTA	3.61	573,172.63	40.00	229,269.05
BRANTLEY	SCHOOL	56.01	8,892,908.24	40.00	3,557,163.30
BROOKS	COUNTY INCORPORATED	6.35	1,008,212.24	40.00	403,284.90
BROOKS	COUNTY UNINCORPORATED	45.69	7,254,364.89	40.00	2,901,745.96
BROOKS	COUNTY WIDE DEVELOPMENT AUTH	52.04	8,262,577.13	40.00	3,305,030.85
BROOKS	MORVEN	1.50	238,160.37	40.00	95,264.15
BROOKS	QUITMAN	4.85	770,051.87	40.00	308,020.75
BROOKS	SCHOOL	52.04	8,262,577.13	40.00	3,305,030.85
BRYAN	COUNTY INCORPORATED	4.70	746,235.83	40.00	298,494.33
BRYAN	COUNTY UNINCORPORATED	42.90	6,811,386.60	40.00	2,724,554.64
BRYAN	PEMBROKE	0.10	15,877.36	40.00	6,350.94
BRYAN	RICHMOND HILL	4.60	730,358.47	40.00	292,143.39
BRYAN	SCHOOL	47.60	7,557,622.43	40.00	3,023,048.97
BULLOCH	COUNTY FIRE - UNINC STSBORO	18.35	2,913,495.20	40.00	1,165,398.08
BULLOCH	COUNTY INCORPORATED	7.01	1,113,002.80	40.00	445,201.12
BULLOCH	COUNTY UNINCORPORATED	18.35	2,913,495.20	40.00	1,165,398.08
BULLOCH	SCHOOL	25.36	4,026,498.00	40.00	1,610,599.20
BULLOCH	STATESBORO	7.01	1,113,002.80	40.00	445,201.12
BURKE	COUNTY FIRE DISTRICT	51.87	8,235,585.62	40.00	3,294,234.25
BURKE	COUNTY INCORPORATED	12.19	1,935,449.95	40.00	774,179.98
BURKE	COUNTY UNINCORPORATED	47.52	7,544,920.54	40.00	3,017,968.22
BURKE	MIDVILLE	4.35	690,665.08	40.00	276,266.03
BURKE	SCHOOL	59.71	9,480,370.49	40.00	3,792,148.20
BURKE	WAYNESBORO	7.84	1,244,784.87	40.00	497,913.95
BUTTS	COUNTY INCORPORATED	9.24	1,467,067.88	40.00	586,827.15

RAILROAD EQUIPMENT CAR COMPANY
Assessed Values By Taxing District
2020

Name	District	Tmiles	100% FMV	ER	Assessed Value
BUTTS	COUNTY UNINCORPORATED	16.80	2,667,396.15	40.00	1,066,958.46
BUTTS	COUNTY WIDE HOSPITAL	26.04	4,134,464.04	40.00	1,653,785.62
BUTTS	FLOVILLA	2.74	435,039.61	40.00	174,015.84
BUTTS	JACKSON	4.74	752,586.77	40.00	301,034.71
BUTTS	JENKINSBURG	1.76	279,441.50	40.00	111,776.60
BUTTS	SCHOOL	26.04	4,134,464.04	40.00	1,653,785.62
CALHOUN	ARLINGTON - CALHOUN	1.96	311,196.22	40.00	124,478.49
CALHOUN	COUNTY INCORPORATED	9.03	1,433,725.43	40.00	573,490.17
CALHOUN	COUNTY UNINCORPORATED	28.44	4,515,520.63	40.00	1,806,208.25
CALHOUN	EDISON	4.88	774,815.07	40.00	309,926.03
CALHOUN	LEARY	2.19	347,714.14	40.00	139,085.66
CALHOUN	SCHOOL	37.47	5,949,246.06	40.00	2,379,698.42
CAMDEN	COUNTY INCORPORATED	18.95	3,008,441.80	40.00	1,203,376.72
CAMDEN	COUNTY UNINCORPORATED	13.80	2,191,075.41	40.00	876,430.16
CAMDEN	KINGSLAND	6.04	959,627.52	40.00	383,851.01
CAMDEN	SCHOOL	32.75	5,199,517.21	40.00	2,079,806.88
CAMDEN	ST. MARYS	12.90	2,048,814.28	40.00	819,525.71
CANDLER	COUNTY INCORPORATED	4.73	750,999.04	40.00	300,399.62
CANDLER	COUNTY UNINCORPORATED	3.60	571,584.89	40.00	228,633.96
CANDLER	COUNTY WIDE HOSPITAL	8.33	1,322,583.93	40.00	529,033.57
CANDLER	METTER	3.66	581,111.30	40.00	232,444.52
CANDLER	PULASKI	1.07	169,887.73	40.00	67,955.09
CANDLER	SCHOOL	8.33	1,322,583.93	40.00	529,033.57
CARROLL	CARROLLTON	6.46	1,025,677.33	40.00	410,270.93
CARROLL	COUNTY INC - CARROLLTON	6.46	1,025,677.33	40.00	410,270.93
CARROLL	COUNTY INC - OTHER	9.01	1,430,549.96	40.00	572,219.98
CARROLL	COUNTY UNINCORPORATED	37.14	5,896,850.78	40.00	2,358,740.31
CARROLL	IND SCHOOL BREMEN 40%	0.00	0.00	40.00	0.00
CARROLL	IND SCHOOL CARROLLTON	6.46	1,025,677.33	40.00	410,270.93
CARROLL	SCHOOL	46.15	7,327,400.74	40.00	2,930,960.30
CARROLL	TEMPLE	2.65	420,749.99	40.00	168,300.00
CARROLL	VILLA RICA	4.13	655,734.89	40.00	262,293.96
CARROLL	WHITESBURG	2.23	354,065.08	40.00	141,626.03
CATOOSA	COUNTY INCORPORATED	0.45	71,448.11	40.00	28,579.24
CATOOSA	COUNTY UNINCORPORATED	13.32	2,114,864.09	40.00	845,945.64
CATOOSA	RINGGOLD	0.45	71,448.11	40.00	28,579.24
CATOOSA	SCHOOL	13.77	2,186,312.20	40.00	874,524.88
CHARLTON	COUNTY INCORPORATED	11.23	1,783,027.31	40.00	713,210.92
CHARLTON	COUNTY UNINCORPORATED	50.76	8,059,346.95	40.00	3,223,738.78
CHARLTON	FOLKSTON	7.86	1,247,960.34	40.00	499,184.14
CHARLTON	HOMELAND	3.37	535,066.97	40.00	214,026.79
CHARLTON	SCHOOL	61.99	9,842,374.25	40.00	3,936,949.70
CHATHAM	CHATHAM AREA TRANSIT DISTRICT	356.15	56,547,210.69	40.00	22,618,884.28
CHATHAM	COUNTY INCORPORATED	75.70	12,019,160.04	40.00	4,807,664.02
CHATHAM	COUNTY SSD - UNINC	283.18	44,961,502.52	40.00	17,984,601.01

RAILROAD EQUIPMENT CAR COMPANY
Assessed Values By Taxing District
2020

Name	District	Tmiles	100% FMV	ER	Assessed Value
CHATHAM	COUNTY UNINCORPORATED	283.18	44,961,502.52	40.00	17,984,601.01
CHATHAM	GARDEN CITY	21.42	3,400,930.09	40.00	1,360,372.04
CHATHAM	POOLER	0.32	50,807.55	40.00	20,323.02
CHATHAM	PORT WENTWORTH	2.41	382,644.33	40.00	153,057.73
CHATHAM	SAVANNAH	51.55	8,184,778.07	40.00	3,273,911.23
CHATHAM	SCHOOL	358.88	56,980,662.56	40.00	22,792,265.02
CHATTAHOOCHEE	COUNTY INCORPORATED	0.00	0.00	40.00	0.00
CHATTAHOOCHEE	COUNTY UNINCORPORATED	32.46	5,153,790.42	40.00	2,061,516.17
CHATTAHOOCHEE	SCHOOL	32.46	5,153,790.42	40.00	2,061,516.17
CHATTOOGA	COUNTY INCORPORATED	5.10	809,745.26	40.00	323,898.10
CHATTOOGA	COUNTY UNINCORPORATED	19.50	3,096,084.82	40.00	1,238,433.93
CHATTOOGA	IND SCHOOL TRION	2.60	412,811.31	40.00	165,124.52
CHATTOOGA	SCHOOL	22.00	3,493,018.77	40.00	1,397,207.51
CHATTOOGA	SUMMERVILLE 100%	2.50	396,933.95	40.00	158,773.58
CHATTOOGA	TRION	2.60	412,811.31	40.00	165,124.52
CHEROKEE	BALL GROUND	2.47	391,789.69	40.00	156,715.88
CHEROKEE	CANTON	4.90	777,291.94	40.00	310,916.78
CHEROKEE	COUNTY FIRE DIST - UNINC	18.48	2,934,135.77	40.00	1,173,654.31
CHEROKEE	COUNTY INCORPORATED	15.62	2,479,567.01	40.00	991,826.80
CHEROKEE	COUNTY UNINCORPORATED	18.48	2,934,135.77	40.00	1,173,654.31
CHEROKEE	COUNTY WIDE RECREATION BOND	34.10	5,413,702.77	40.00	2,165,481.11
CHEROKEE	HOLLY SPRINGS	2.53	401,903.56	40.00	160,761.42
CHEROKEE	NELSON - CHEROKEE	1.32	209,136.56	40.00	83,654.62
CHEROKEE	SCHOOL	34.10	5,413,702.77	40.00	2,165,481.11
CHEROKEE	WOODSTOCK	4.41	699,445.25	40.00	279,778.10
CLARKE	ATHENS D/T DEV AUTH	0.05	7,938.68	40.00	3,175.47
CLARKE	BOGART	0.45	71,448.11	40.00	28,579.24
CLARKE	COUNTY INCORPORATED	59.47	9,442,264.83	40.00	3,776,905.93
CLARKE	SCHOOL	59.47	9,442,264.83	40.00	3,776,905.93
CLAY	COUNTY INCORPORATED	0.00	0.00	40.00	0.00
CLAY	SCHOOL	0.00	0.00	40.00	0.00
CLAYTON	COLLEGE PARK	0.90	142,896.22	40.00	57,158.49
CLAYTON	COUNTY FIRE DISTRICT	26.97	4,282,123.47	40.00	1,712,849.39
CLAYTON	COUNTY INCORPORATED	15.35	2,437,174.46	40.00	974,869.78
CLAYTON	COUNTY UNINCORPORATED	26.97	4,282,123.47	40.00	1,712,849.39
CLAYTON	FOREST PARK	3.08	489,022.63	40.00	195,609.05
CLAYTON	JONESBORO	2.23	354,065.08	40.00	141,626.03
CLAYTON	LAKE CITY	3.16	501,724.51	40.00	200,689.80
CLAYTON	LOVEJOY	1.63	258,800.94	40.00	103,520.38
CLAYTON	MORROW	4.35	690,665.08	40.00	276,266.03
CLAYTON	SCHOOL	42.32	6,719,297.93	40.00	2,687,719.17
CLINCH	COUNTY INCORPORATED	2.09	331,836.78	40.00	132,734.71
CLINCH	COUNTY UNINCORPORATED	60.78	9,650,258.22	40.00	3,860,103.29
CLINCH	COUNTY WIDE DEVELOPMENT AUTH	62.87	9,982,095.00	40.00	3,992,838.00
CLINCH	COUNTY WIDE HOSPITAL	62.87	9,982,095.00	40.00	3,992,838.00

RAILROAD EQUIPMENT CAR COMPANY
Assessed Values By Taxing District
2020

Name	District	Tmiles	100% FMV	ER	Assessed Value
CLINCH	HOMERVILLE	2.09	331,836.78	40.00	132,734.71
CLINCH	SCHOOL	62.87	9,982,095.00	40.00	3,992,838.00
COBB	ACWORTH	2.00	317,547.16	40.00	127,018.86
COBB	AUSTELL	22.26	3,534,299.90	40.00	1,413,719.96
COBB	COUNTY FIRE DISTRICT	83.78	13,302,050.57	40.00	5,320,820.23
COBB	COUNTY INCORPORATED	38.87	6,172,164.17	40.00	2,468,865.67
COBB	COUNTY UNINCORPORATED	80.18	12,730,465.68	40.00	5,092,186.27
COBB	IND SCHOOL MARIETTA	10.59	1,682,047.31	40.00	672,818.92
COBB	KENNESAW	1.10	174,650.94	40.00	69,860.38
COBB	MARIETTA	10.59	1,682,047.31	40.00	672,818.92
COBB	POWDER SPRINGS	0.50	79,386.79	40.00	31,754.72
COBB	SCHOOL	108.46	17,220,582.54	40.00	6,888,233.02
COBB	SMYRNA	2.42	384,232.06	40.00	153,692.82
COFFEE	AMBROSE	3.35	531,891.49	40.00	212,756.60
COFFEE	COUNTY INCORPORATED	8.93	1,417,848.07	40.00	567,139.23
COFFEE	COUNTY SSD - COUNTYWIDE	35.79	5,682,506.45	40.00	2,273,002.58
COFFEE	COUNTY UNINCORPORATED	26.86	4,264,658.37	40.00	1,705,863.35
COFFEE	DOUGLAS	3.09	490,610.36	40.00	196,244.14
COFFEE	NICHOLLS	2.49	395,346.22	40.00	158,138.49
COFFEE	SCHOOL	35.79	5,682,506.45	40.00	2,273,002.58
COLQUITT	COUNTY INCORPORATED	6.82	1,082,835.82	40.00	433,134.33
COLQUITT	COUNTY SSD	37.61	5,971,474.36	40.00	2,388,589.74
COLQUITT	COUNTY UNINCORPORATED	35.19	5,587,242.30	40.00	2,234,896.92
COLQUITT	COUNTY WIDE DEVELOPMENT AUTH	42.01	6,670,078.12	40.00	2,668,031.25
COLQUITT	COUNTY WIDE RECREATION	42.01	6,670,078.12	40.00	2,668,031.25
COLQUITT	DOERUN	1.42	225,458.48	40.00	90,183.39
COLQUITT	ELLENTON	1.00	158,773.58	40.00	63,509.43
COLQUITT	MOULTRIE	4.40	698,603.75	40.00	279,441.50
COLQUITT	SCHOOL	42.01	6,670,078.12	40.00	2,668,031.25
COLUMBIA	COUNTY FIRE DIST - UNINC	22.41	3,558,115.94	40.00	1,423,246.38
COLUMBIA	COUNTY INCORPORATED	3.52	558,883.00	40.00	223,553.20
COLUMBIA	COUNTY UNINCORPORATED	22.41	3,558,115.94	40.00	1,423,246.38
COLUMBIA	GROVETOWN	2.00	317,547.16	40.00	127,018.86
COLUMBIA	HARLEM	1.52	241,335.84	40.00	96,534.34
COLUMBIA	SCHOOL	25.93	4,116,998.94	40.00	1,646,799.58
COOK	ADEL	5.39	855,789.60	37.70	322,632.68
COOK	CECIL	1.00	158,773.58	37.70	59,857.64
COOK	COUNTY INCORPORATED	11.51	1,827,483.91	37.70	688,961.43
COOK	COUNTY UNINCORPORATED	29.01	4,606,021.57	37.70	1,736,470.13
COOK	LENOX	1.91	303,257.54	37.70	114,328.09
COOK	SCHOOL	40.52	6,433,505.48	37.70	2,425,431.57
COOK	SPARKS	3.21	509,663.19	37.70	192,143.02
COWETA	COUNTY FIRE DISTRICT	72.25	11,471,391.19	37.46	4,297,183.14
COWETA	COUNTY INCORPORATED	18.94	3,007,171.61	37.46	1,126,486.49
COWETA	COUNTY UNINCORPORATED	61.88	9,824,909.16	37.46	3,680,410.97

RAILROAD EQUIPMENT CAR COMPANY
Assessed Values By Taxing District
2020

Name	District	Tmiles	100% FMV	ER	Assessed Value
COWETA	GRANTVILLE	2.13	338,187.73	37.46	126,685.12
COWETA	HARALSON	0.98	155,598.11	37.46	58,287.05
COWETA	MORELAND	1.41	223,870.75	37.46	83,861.98
COWETA	NEWNAN	8.57	1,360,689.58	37.46	509,714.32
COWETA	SCHOOL	80.82	12,832,080.77	37.46	4,806,897.46
COWETA	SENOIA	3.93	623,980.17	37.46	233,742.97
COWETA	SHARPSBURG	0.77	122,255.66	37.46	45,796.97
COWETA	TURIN	1.15	182,589.62	37.46	68,398.07
CRAWFORD	COUNTY INCORPORATED	0.00	0.00	40.00	0.00
CRAWFORD	COUNTY UNINCORPORATED	6.42	1,019,326.39	40.00	407,730.56
CRAWFORD	SCHOOL	6.42	1,019,326.39	40.00	407,730.56
CRISP	ARABI	3.58	568,409.42	40.00	227,363.77
CRISP	CORDELE	15.19	2,411,770.69	40.00	964,708.28
CRISP	COUNTY INCORPORATED	18.77	2,980,180.11	40.00	1,192,072.04
CRISP	COUNTY SSD - UNINC	59.27	9,410,510.12	40.00	3,764,204.05
CRISP	COUNTY UNINCORPORATED	59.27	9,410,510.12	40.00	3,764,204.05
CRISP	SCHOOL	78.04	12,390,690.22	40.00	4,956,276.09
DADE	COUNTY INCORPORATED	1.78	282,616.97	40.00	113,046.79
DADE	COUNTY UNINCORPORATED	31.57	5,012,481.94	40.00	2,004,992.78
DADE	SCHOOL	33.35	5,295,098.91	40.00	2,118,039.56
DADE	TRENTON	1.78	282,616.97	40.00	113,046.79
DAWSON	COUNTY INCORPORATED	0.00	0.00	40.00	0.00
DAWSON	SCHOOL	0.00	0.00	40.00	0.00
DECATUR	BAINBRIDGE	13.57	2,154,557.49	40.00	861,823.00
DECATUR	BRINSON	1.50	238,160.37	40.00	95,264.15
DECATUR	CLIMAX	1.00	158,773.58	40.00	63,509.43
DECATUR	COUNTY FIRE DISTRICT	53.21	8,448,342.22	40.00	3,379,336.89
DECATUR	COUNTY INCORPORATED	16.07	2,551,491.44	40.00	1,020,596.58
DECATUR	COUNTY SSD - UNINC	50.71	8,051,408.27	40.00	3,220,563.31
DECATUR	COUNTY UNINCORPORATED	50.71	8,051,408.27	40.00	3,220,563.31
DECATUR	COUNTY WIDE DEVELOPMENT AUTH	66.78	10,602,899.70	40.00	4,241,159.88
DECATUR	COUNTY WIDE ECON DEV BONDS	66.78	10,602,899.70	40.00	4,241,159.88
DECATUR	COUNTY WIDE HOSPITAL	66.78	10,602,899.70	40.00	4,241,159.88
DECATUR	COUNTY WIDE LIBRARY	66.78	10,602,899.70	40.00	4,241,159.88
DECATUR	COUNTY WIDE RECREATION	66.78	10,602,899.70	40.00	4,241,159.88
DECATUR	SCHOOL	66.78	10,602,899.70	40.00	4,241,159.88
DEKALB	ATLANTA	2.33	369,942.44	40.00	147,976.98
DEKALB	AVONDALE ESTATES	0.49	77,799.05	40.00	31,119.62
DEKALB	BROOKHAVEN	8.03	1,274,951.85	40.00	509,980.74
DEKALB	CHAMBLEE	9.33	1,481,357.51	40.00	592,543.00
DEKALB	CLARKSTON	1.02	161,949.05	40.00	64,779.62
DEKALB	COUNTY FIRE DISTRICT	97.16	15,426,441.08	40.00	6,170,576.43
DEKALB	COUNTY INCORPORATED	47.44	7,532,218.66	40.00	3,012,887.46
DEKALB	COUNTY SSD - AVONDALE EST	0.49	77,799.05	40.00	31,119.62
DEKALB	COUNTY SSD - BROOKHAVEN	8.03	1,274,951.85	40.00	509,980.74

RAILROAD EQUIPMENT CAR COMPANY
Assessed Values By Taxing District
2020

Name	District	Tmiles	100% FMV	ER	Assessed Value
DEKALB	COUNTY SSD - CHAMBLEE	9.33	1,481,357.51	40.00	592,543.00
DEKALB	COUNTY SSD - CLARKSTON	1.02	161,949.05	40.00	64,779.62
DEKALB	COUNTY SSD - DECATUR	1.38	219,107.54	40.00	87,643.02
DEKALB	COUNTY SSD - DUNWOODY	0.00	0.00	40.00	0.00
DEKALB	COUNTY SSD - LITHONIA	1.01	160,361.32	40.00	64,144.53
DEKALB	COUNTY SSD - PINE LAKE	0.00	0.00	40.00	0.00
DEKALB	COUNTY SSD - STONE MOUNTAIN	1.16	184,177.35	40.00	73,670.94
DEKALB	COUNTY SSD - STONECREST	0.00	0.00	40.00	0.00
DEKALB	COUNTY SSD - TUCKER	0.00	0.00	40.00	0.00
DEKALB	COUNTY SSD - UNINC	53.43	8,483,272.41	40.00	3,393,308.96
DEKALB	COUNTY UNINCORPORATED	53.43	8,483,272.41	40.00	3,393,308.96
DEKALB	DECATUR 50%	1.38	219,107.54	40.00	87,643.02
DEKALB	DORAVILLE	22.69	3,602,572.54	40.00	1,441,029.02
DEKALB	IND SCHOOL ATLANTA	2.33	369,942.44	40.00	147,976.98
DEKALB	IND SCHOOL DECATUR 50%	1.38	219,107.54	40.00	87,643.02
DEKALB	LITHONIA	1.01	160,361.32	40.00	64,144.53
DEKALB	SCHOOL	97.16	15,426,441.08	40.00	6,170,576.43
DEKALB	STONE MOUNTAIN	1.16	184,177.35	40.00	73,670.94
DODGE	CHAUNCEY	2.12	336,599.99	36.25	122,017.50
DODGE	COUNTY INCORPORATED	9.08	1,441,664.11	36.25	522,603.24
DODGE	COUNTY UNINCORPORATED	38.00	6,033,396.06	36.25	2,187,106.07
DODGE	EASTMAN	3.99	633,506.59	36.25	229,646.14
DODGE	MILAN	0.94	149,247.17	36.25	54,102.10
DODGE	RHINE	2.03	322,310.37	36.25	116,837.51
DODGE	SCHOOL	47.08	7,475,060.17	36.25	2,709,709.31
DOOLY	BYROMVILLE	0.76	120,667.92	40.00	48,267.17
DOOLY	COUNTY INCORPORATED	13.05	2,071,995.23	40.00	828,798.09
DOOLY	COUNTY UNINCORPORATED	40.49	6,428,742.27	40.00	2,571,496.91
DOOLY	LILLY	1.78	282,616.97	40.00	113,046.79
DOOLY	PINEHURST	1.18	187,352.82	40.00	74,941.13
DOOLY	SCHOOL	53.54	8,500,737.50	40.00	3,400,295.00
DOOLY	UNADILLA	3.89	617,629.23	40.00	247,051.69
DOOLY	VIENNA	5.44	863,728.28	40.00	345,491.31
DOUGHERTY	ALBANY	31.73	5,037,885.71	40.00	2,015,154.28
DOUGHERTY	COUNTY INCORPORATED	31.73	5,037,885.71	40.00	2,015,154.28
DOUGHERTY	COUNTY SSD - UNINC	51.13	8,118,093.17	40.00	3,247,237.27
DOUGHERTY	COUNTY UNINCORPORATED	51.13	8,118,093.17	40.00	3,247,237.27
DOUGHERTY	SCHOOL	82.86	13,155,978.88	40.00	5,262,391.55
DOUGLAS	COUNTY INCORPORATED	4.36	692,252.81	40.00	276,901.12
DOUGLAS	COUNTY UNINCORPORATED	17.00	2,699,150.87	40.00	1,079,660.35
DOUGLAS	DOUGLASVILLE	4.36	692,252.81	40.00	276,901.12
DOUGLAS	SCHOOL	21.36	3,391,403.68	40.00	1,356,561.47
EARLY	ARLINGTON - EARLY	1.50	238,160.37	40.00	95,264.15
EARLY	BLAKELY	4.51	716,068.85	40.00	286,427.54
EARLY	COUNTY INCORPORATED	10.60	1,682,999.95	40.00	673,199.98

RAILROAD EQUIPMENT CAR COMPANY
Assessed Values By Taxing District
2020

Name	District	Tmiles	100% FMV	ER	Assessed Value
EARLY	COUNTY UNINCORPORATED	64.52	10,244,071.41	40.00	4,097,628.56
EARLY	DAMASCUS	3.42	543,005.65	40.00	217,202.26
EARLY	JAKIN	1.17	185,765.09	40.00	74,306.04
EARLY	SCHOOL	75.12	11,927,071.37	40.00	4,770,828.55
ECHOLS	COUNTY UNINCORPORATED	20.16	3,200,875.38	40.00	1,280,350.15
ECHOLS	SCHOOL	20.16	3,200,875.38	40.00	1,280,350.15
EFFINGHAM	COUNTY INCORPORATED	4.60	730,358.47	40.00	292,143.39
EFFINGHAM	COUNTY UNINCORPORATED	64.41	10,226,606.32	40.00	4,090,642.53
EFFINGHAM	COUNTY WIDE HOSPITAL	69.01	10,956,964.79	40.00	4,382,785.92
EFFINGHAM	COUNTY WIDE INDUSTRIAL AUTH	69.01	10,956,964.79	40.00	4,382,785.92
EFFINGHAM	RINCON	2.50	396,933.95	40.00	158,773.58
EFFINGHAM	SCHOOL	69.01	10,956,964.79	40.00	4,382,785.92
EFFINGHAM	SPRINGFIELD	2.10	333,424.52	40.00	133,369.81
ELBERT	BOWMAN	1.50	238,160.37	40.00	95,264.15
ELBERT	COUNTY INCORPORATED	4.41	700,191.49	40.00	280,076.60
ELBERT	COUNTY UNINCORPORATED	36.41	5,780,946.07	40.00	2,312,378.43
ELBERT	COUNTY WIDE HOSPITAL	40.82	6,481,137.56	40.00	2,592,455.02
ELBERT	ELBERTON	2.91	462,031.12	40.00	184,812.45
ELBERT	SCHOOL	40.82	6,481,137.56	40.00	2,592,455.02
EMANUEL	COUNTY INCORPORATED	7.26	1,152,696.19	40.00	461,078.48
EMANUEL	COUNTY SSD - ADRIAN #5	0.00	0.00	40.00	0.00
EMANUEL	COUNTY SSD - GARFIELD #4	0.00	0.00	40.00	0.00
EMANUEL	COUNTY SSD - NUNEZ	0.00	0.00	40.00	0.00
EMANUEL	COUNTY SSD - OAK PARK	0.00	0.00	40.00	0.00
EMANUEL	COUNTY SSD - STILLMORE #7	0.00	0.00	40.00	0.00
EMANUEL	COUNTY SSD - SUMMERTOWN #6	1.00	158,773.58	40.00	63,509.43
EMANUEL	COUNTY SSD - TWIN CITY #3	0.00	0.00	40.00	0.00
EMANUEL	COUNTY SSD - UNINC #1	27.84	4,420,256.48	40.00	1,768,102.59
EMANUEL	COUNTY UNINCORPORATED	27.84	4,420,256.48	40.00	1,768,102.59
EMANUEL	COUNTY WIDE DEVELOPMENT AUTH	35.10	5,572,952.67	40.00	2,229,181.07
EMANUEL	SCHOOL	35.10	5,572,952.67	40.00	2,229,181.07
EMANUEL	SUMMERTOWN	1.00	158,773.58	40.00	63,509.43
EMANUEL	SWAINSBORO	6.26	993,922.61	40.00	397,569.04
EVANS	CLAXTON	0.10	15,877.36	40.00	6,350.94
EVANS	COUNTY INCORPORATED	0.10	15,877.36	40.00	6,350.94
EVANS	COUNTY UNINCORPORATED	15.92	2,527,675.40	40.00	1,011,070.16
EVANS	COUNTY WIDE HOSPITAL	16.02	2,543,552.76	40.00	1,017,421.10
EVANS	SCHOOL	16.02	2,543,552.76	40.00	1,017,421.10
FANNIN	BLUE RIDGE	4.07	645,414.60	40.00	258,165.84
FANNIN	COUNTY INCORPORATED	5.70	905,136.43	40.00	362,054.57
FANNIN	COUNTY UNINCORPORATED	15.50	2,460,720.58	40.00	984,288.23
FANNIN	MCCAYSVILLE	1.64	259,721.82	40.00	103,888.73
FANNIN	SCHOOL	21.20	3,365,857.01	40.00	1,346,342.80
FAYETTE	COUNTY EMS	10.80	1,714,754.67	40.00	685,901.87
FAYETTE	COUNTY FIRE DISTRICT	10.80	1,714,754.67	40.00	685,901.87

RAILROAD EQUIPMENT CAR COMPANY
Assessed Values By Taxing District
2020

Name	District	Tmiles	100% FMV	ER	Assessed Value
FAYETTE	COUNTY INCORPORATED	13.63	2,164,083.90	40.00	865,633.56
FAYETTE	COUNTY UNINCORPORATED	6.51	1,033,616.01	40.00	413,446.40
FAYETTE	COUNTY WIDE EMERGENCY SVC	20.14	3,197,699.91	40.00	1,279,079.96
FAYETTE	PEACHTREE CITY	9.34	1,482,945.24	40.00	593,178.10
FAYETTE	SCHOOL	20.14	3,197,699.91	40.00	1,279,079.96
FAYETTE	TYRONE	4.29	681,138.66	40.00	272,455.46
FLOYD	CO UNINC SOLID WASTE	58.04	9,215,218.61	40.00	3,686,087.44
FLOYD	COUNTY FIRE DIST - UNINC	58.04	9,215,218.61	40.00	3,686,087.44
FLOYD	COUNTY INCORPORATED	27.25	4,326,580.07	40.00	1,730,632.03
FLOYD	COUNTY UNINCORPORATED	58.04	9,215,218.61	40.00	3,686,087.44
FLOYD	IND SCHOOL ROME	27.25	4,326,580.07	40.00	1,730,632.03
FLOYD	ROME	27.25	4,326,580.07	40.00	1,730,632.03
FLOYD	SCHOOL	85.29	13,541,798.68	40.00	5,416,719.47
FORSYTH	COUNTY FIRE DIST - COUNTYWIDE	0.00	0.00	40.00	0.00
FORSYTH	COUNTY INCORPORATED	0.00	0.00	40.00	0.00
FORSYTH	SCHOOL	0.00	0.00	40.00	0.00
FRANKLIN	CANON	0.30	47,632.07	40.00	19,052.83
FRANKLIN	COUNTY INCORPORATED	6.60	1,047,905.63	40.00	419,162.25
FRANKLIN	COUNTY UNINCORPORATED	7.50	1,190,801.85	40.00	476,320.74
FRANKLIN	COUNTY WIDE DEVELOPMENT AUTH	14.10	2,238,707.48	40.00	895,482.99
FRANKLIN	LAVONIA	4.00	635,094.32	40.00	254,037.73
FRANKLIN	ROYSTON	2.30	365,179.24	40.00	146,071.70
FRANKLIN	SCHOOL	14.10	2,238,707.48	40.00	895,482.99
FULTON	ATLANTA	335.41	53,254,246.63	40.00	21,301,698.65
FULTON	COLLEGE PARK	3.49	554,119.80	40.00	221,647.92
FULTON	COUNTY INCORPORATED	379.35	60,230,757.76	40.00	24,092,303.10
FULTON	COUNTY SSD FULTON INDUSTRIAL	117.76	18,697,176.84	40.00	7,478,870.74
FULTON	COUNTY UNINCORPORATED	117.76	18,697,176.84	40.00	7,478,870.74
FULTON	EAST POINT	29.79	4,729,864.96	40.00	1,891,945.98
FULTON	FAIRBURN	2.02	320,722.63	40.00	128,289.05
FULTON	HAPEVILLE	3.53	560,470.74	40.00	224,188.30
FULTON	IND SCHOOL ATLANTA	335.41	53,254,246.63	40.00	21,301,698.65
FULTON	SCHOOL	161.70	25,673,687.96	40.00	10,269,475.18
FULTON	UNION CITY	5.11	811,333.00	40.00	324,533.20
GILMER	COUNTY INCORPORATED	3.31	524,857.83	40.00	209,943.13
GILMER	COUNTY UNINCORPORATED	18.68	2,965,922.24	40.00	1,186,368.90
GILMER	EAST ELLIJAY	0.56	88,405.13	40.00	35,362.05
GILMER	ELLIJAY	2.75	436,452.70	40.00	174,581.08
GILMER	SCHOOL	21.99	3,490,780.06	40.00	1,396,312.02
GLASCOCK	COUNTY INCORPORATED	0.00	0.00	40.00	0.00
GLASCOCK	COUNTY UNINCORPORATED	9.05	1,436,900.90	40.00	574,760.36
GLASCOCK	SCHOOL	9.05	1,436,900.90	40.00	574,760.36
GLYNN	BRUNSWICK	37.99	6,031,808.32	40.00	2,412,723.33
GLYNN	COUNTY FIRE - UNINC 2 RURAL	47.40	7,525,867.71	40.00	3,010,347.08
GLYNN	COUNTY INCORPORATED	37.99	6,031,808.32	40.00	2,412,723.33

RAILROAD EQUIPMENT CAR COMPANY
Assessed Values By Taxing District
2020

Name	District	Tmiles	100% FMV	ER	Assessed Value
GLYNN	COUNTY UNINCORPORATED	47.40	7,525,867.71	40.00	3,010,347.08
GLYNN	COUNTY WIDE CAPITAL PROJECTS	85.39	13,557,676.04	40.00	5,423,070.42
GLYNN	SCHOOL	85.39	13,557,676.04	40.00	5,423,070.42
GORDON	CALHOUN	1.15	182,589.62	40.00	73,035.85
GORDON	COUNTY INCORPORATED	3.84	609,690.55	40.00	243,876.22
GORDON	COUNTY UNINCORPORATED	44.54	7,071,775.27	40.00	2,828,710.11
GORDON	FAIRMOUNT	1.89	300,082.07	40.00	120,032.83
GORDON	IND SCHOOL CALHOUN	1.15	182,589.62	40.00	73,035.85
GORDON	PLAINVILLE	0.80	127,018.86	40.00	50,807.54
GORDON	SCHOOL	47.23	7,498,876.21	40.00	2,999,550.48
GRADY	CAIRO	2.33	369,942.44	40.00	147,976.98
GRADY	COUNTY INCORPORATED	3.34	530,303.76	40.00	212,121.50
GRADY	COUNTY UNINCORPORATED	14.87	2,360,963.14	40.00	944,385.26
GRADY	SCHOOL	18.21	2,891,266.90	40.00	1,156,506.76
GRADY	WHIGHAM	1.01	160,361.32	40.00	64,144.53
GREENE	COUNTY FIRE - GREENSBORO	9.73	1,544,866.94	40.00	617,946.78
GREENE	COUNTY FIRE - LIBERTY	0.00	0.00	40.00	0.00
GREENE	COUNTY FIRE - OLD SALEM	1.46	231,809.43	40.00	92,723.77
GREENE	COUNTY FIRE - SILOAM	0.00	0.00	40.00	0.00
GREENE	COUNTY FIRE - UNION POINT	8.43	1,338,461.28	40.00	535,384.51
GREENE	COUNTY FIRE - WOODVILLE	3.31	525,540.55	40.00	210,216.22
GREENE	COUNTY INCORPORATED	7.72	1,225,732.04	40.00	490,292.82
GREENE	COUNTY UNINCORPORATED	16.91	2,684,861.25	40.00	1,073,944.50
GREENE	COUNTY WIDE LIBRARY	30.66	4,867,997.98	40.00	1,947,199.19
GREENE	COUNTY WIDE RECREATION	30.66	4,867,997.98	40.00	1,947,199.19
GREENE	GREENSBORO	3.91	620,804.70	40.00	248,321.88
GREENE	SCHOOL	30.66	4,867,997.98	40.00	1,947,199.19
GREENE	UNION POINT	2.41	382,644.33	40.00	153,057.73
GREENE	WOODVILLE	1.40	222,283.01	40.00	88,913.20
GWINNETT	BERKELEY LAKE	3.00	476,320.74	40.00	190,528.30
GWINNETT	BUFORD	5.12	812,920.73	40.00	325,168.29
GWINNETT	COUNTY FIRE AND EMS	88.70	14,083,692.91	40.00	5,633,477.16
GWINNETT	COUNTY INCORPORATED	40.29	6,397,463.88	40.00	2,558,985.55
GWINNETT	COUNTY POLICE	70.85	11,249,584.50	40.00	4,499,833.80
GWINNETT	COUNTY SSD - UNINC CODE ENF	48.41	7,686,229.03	40.00	3,074,491.61
GWINNETT	COUNTY UNINCORPORATED	48.41	7,686,229.03	40.00	3,074,491.61
GWINNETT	COUNTY WIDE RECREATION	88.70	14,083,692.91	40.00	5,633,477.16
GWINNETT	DACULA	1.46	231,809.43	40.00	92,723.77
GWINNETT	DULUTH	2.37	376,293.39	40.00	150,517.36
GWINNETT	IND SCHOOL BUFORD	5.12	812,920.73	40.00	325,168.29
GWINNETT	LAWRENCEVILLE	8.07	1,281,302.79	40.00	512,521.12
GWINNETT	LILBURN	3.10	492,198.10	40.00	196,879.24
GWINNETT	NORCROSS	1.88	298,494.33	40.00	119,397.73
GWINNETT	PEACHTREE CORNERS	9.78	1,553,281.94	40.00	621,312.78
GWINNETT	SCHOOL	83.58	13,270,772.18	40.00	5,308,308.87

RAILROAD EQUIPMENT CAR COMPANY
Assessed Values By Taxing District
2020

Name	District	Tmiles	100% FMV	ER	Assessed Value
GWINNETT	SUGAR HILL	3.08	489,022.63	40.00	195,609.05
GWINNETT	SUWANEE	2.43	385,819.80	40.00	154,327.92
HABERSHAM	ALTO - HABERSHAM	0.46	73,035.85	40.00	29,214.34
HABERSHAM	BALDWIN - HABERSHAM	2.86	454,092.44	40.00	181,636.98
HABERSHAM	CORNELIA	4.52	717,656.58	40.00	287,062.63
HABERSHAM	COUNTY INCORPORATED	11.11	1,763,974.48	40.00	705,589.79
HABERSHAM	COUNTY UNINCORPORATED	14.72	2,337,147.10	40.00	934,858.84
HABERSHAM	COUNTY WIDE HOSPITAL	25.83	4,101,121.58	40.00	1,640,448.63
HABERSHAM	MOUNT AIRY	3.27	519,189.61	40.00	207,675.84
HABERSHAM	SCHOOL	25.83	4,101,121.58	40.00	1,640,448.63
HALL	COUNTY FIRE DISTRICT (INC)	6.91	1,097,125.44	40.00	438,850.18
HALL	COUNTY INCORPORATED	6.91	1,097,125.44	40.00	438,850.18
HALL	COUNTY RECREATION	62.40	9,907,471.42	40.00	3,962,988.57
HALL	COUNTY UNINC DEVELOPMENT SVC	55.49	8,810,345.98	40.00	3,524,138.39
HALL	COUNTY UNINC FIRE DISTRICT	55.49	8,810,345.98	40.00	3,524,138.39
HALL	COUNTY UNINCORPORATED	55.49	8,810,345.98	40.00	3,524,138.39
HALL	COUNTY WIDE AMBULANCE	62.40	9,907,471.42	40.00	3,962,988.57
HALL	FLOWERY BRANCH	2.45	388,995.27	40.00	155,598.11
HALL	GAINESVILLE 100%	6.44	1,022,501.86	40.00	409,000.74
HALL	GILLSVILLE	0.55	87,325.47	40.00	34,930.19
HALL	IND SCHOOL BUFORD	0.00	0.00	40.00	0.00
HALL	IND SCHOOL GAINESVILLE 100%	6.44	1,022,501.86	40.00	409,000.74
HALL	LULA	3.07	487,434.89	40.00	194,973.96
HALL	OAKWOOD	0.84	133,369.81	40.00	53,347.92
HALL	SCHOOL	62.40	9,907,471.42	40.00	3,962,988.57
HANCOCK	COUNTY INCORPORATED	2.06	327,073.58	40.00	130,829.43
HANCOCK	COUNTY UNINCORPORATED	25.24	4,007,445.17	40.00	1,602,978.07
HANCOCK	SCHOOL	27.30	4,334,518.75	40.00	1,733,807.50
HANCOCK	SPARTA	2.06	327,073.58	40.00	130,829.43
HARALSON	BREMEN 40% - HARALSON	8.08	1,282,890.53	40.00	513,156.21
HARALSON	BUCHANAN 100%	1.79	284,204.71	40.00	113,681.88
HARALSON	COUNTY FIRE - 1, 4	13.90	2,206,952.77	40.00	882,781.11
HARALSON	COUNTY FIRE - 3, 5, 6	3.20	508,075.46	40.00	203,230.18
HARALSON	COUNTY INCORPORATED	17.10	2,715,028.23	40.00	1,086,011.29
HARALSON	COUNTY RECREATION SSD	34.31	5,447,521.55	40.00	2,179,008.62
HARALSON	COUNTY SANITATION	34.31	5,447,521.55	40.00	2,179,008.62
HARALSON	COUNTY UNINCORPORATED	31.11	4,939,446.09	40.00	1,975,778.44
HARALSON	IND SCHOOL BREMEN 40%	8.08	1,282,890.53	40.00	513,156.21
HARALSON	SCHOOL	40.13	6,371,583.78	40.00	2,548,633.51
HARALSON	TALLAPOOSA	5.82	924,062.24	40.00	369,624.90
HARALSON	WACO	1.41	223,870.75	40.00	89,548.30
HARRIS	COUNTY INC - OTHER	0.00	0.00	40.00	0.00
HARRIS	COUNTY INC - WEST POINT	0.00	0.00	40.00	0.00
HARRIS	COUNTY UNINCORPORATED	0.75	119,080.19	40.00	47,632.08
HARRIS	HAMILTON	0.00	0.00	40.00	0.00

RAILROAD EQUIPMENT CAR COMPANY
Assessed Values By Taxing District
2020

Name	District	Tmiles	100% FMV	ER	Assessed Value
HARRIS	PINE MOUNTAIN	0.00	0.00	40.00	0.00
HARRIS	SCHOOL	0.75	119,080.19	40.00	47,632.08
HART	BOWERSVILLE	2.00	317,547.16	40.00	127,018.86
HART	CANON	0.20	31,754.72	40.00	12,701.89
HART	COUNTY INCORPORATED	6.00	952,641.48	40.00	381,056.59
HART	COUNTY UNINCORPORATED	4.50	714,481.11	40.00	285,792.44
HART	COUNTY WIDE EMS	10.50	1,667,122.60	40.00	666,849.04
HART	HARTWELL	1.50	238,160.37	40.00	95,264.15
HART	ROYSTON	2.30	365,179.24	40.00	146,071.70
HART	SCHOOL	10.50	1,667,122.60	40.00	666,849.04
HEARD	COUNTY INCORPORATED	0.00	0.00	40.00	0.00
HEARD	SCHOOL	0.00	0.00	40.00	0.00
HENRY	COUNTY INC - HAMPTON	4.35	690,665.08	40.00	276,266.03
HENRY	COUNTY INC - LOCUST GROVE	1.73	274,678.29	40.00	109,871.32
HENRY	COUNTY INC - MCDONOUGH	2.03	322,310.37	40.00	128,924.15
HENRY	COUNTY INC - STOCKBRIDGE	3.00	476,320.74	40.00	190,528.30
HENRY	COUNTY UNINCORPORATED	33.64	5,341,143.25	40.00	2,136,457.30
HENRY	COUNTY WIDE WATER BOND	44.75	7,105,117.73	40.00	2,842,047.09
HENRY	HAMPTON	4.35	690,665.08	40.00	276,266.03
HENRY	LOCUST GROVE	1.73	274,678.29	40.00	109,871.32
HENRY	MCDONOUGH	2.03	322,310.37	40.00	128,924.15
HENRY	SCHOOL	44.75	7,105,117.73	40.00	2,842,047.09
HENRY	STOCKBRIDGE	3.00	476,320.74	40.00	190,528.30
HOUSTON	COUNTY FIRE DISTRICT	34.77	5,520,557.39	37.02	2,043,710.35
HOUSTON	COUNTY INCORPORATED	10.50	1,667,122.60	37.02	617,168.79
HOUSTON	COUNTY UNINCORPORATED	34.77	5,520,557.39	37.02	2,043,710.35
HOUSTON	PERRY - HOUSTON	4.34	689,077.34	37.02	255,096.43
HOUSTON	SCHOOL	45.27	7,187,679.99	37.02	2,660,879.13
HOUSTON	WARNER ROBINS - HOUSTON	6.16	978,045.26	37.02	362,072.36
IRWIN	COUNTY INCORPORATED	0.00	0.00	40.00	0.00
IRWIN	COUNTY UNINC INDUSTRIAL AUTH	14.86	2,359,375.41	40.00	943,750.16
IRWIN	COUNTY UNINCORPORATED	14.86	2,359,375.41	40.00	943,750.16
IRWIN	SCHOOL	14.86	2,359,375.41	40.00	943,750.16
JACKSON	ARCADE	1.00	158,773.58	37.47	59,492.46
JACKSON	COMMERCE	4.45	706,542.43	37.47	264,741.45
JACKSON	COUNTY FIRE - ARCADE	1.00	158,773.58	37.47	59,492.46
JACKSON	COUNTY FIRE - CENTRAL JACKSON	31.29	4,968,025.33	37.47	1,861,519.09
JACKSON	COUNTY FIRE - EAST JACKSON	3.82	606,515.08	37.47	227,261.20
JACKSON	COUNTY FIRE - MAYSVILLE	1.57	249,274.52	37.47	93,403.16
JACKSON	COUNTY FIRE - NICHOLSON/CENTER	1.24	196,879.24	37.47	73,770.65
JACKSON	COUNTY FIRE - NORTH JACKSON	4.20	666,849.04	37.47	249,868.34
JACKSON	COUNTY FIRE - SOUTH JACKSON	5.80	920,886.77	37.47	345,056.27
JACKSON	COUNTY INCORPORATED	12.00	1,905,282.97	37.47	713,909.53
JACKSON	COUNTY UNINCORPORATED	23.10	3,667,669.71	37.47	1,374,275.84
JACKSON	IND SCHOOL COMMERCE	4.45	706,542.43	37.47	264,741.45

RAILROAD EQUIPMENT CAR COMPANY
Assessed Values By Taxing District
2020

Name	District	Tmiles	100% FMV	ER	Assessed Value
JACKSON	IND SCHOOL JEFFERSON	1.18	187,352.82	37.47	70,201.10
JACKSON	JEFFERSON	1.18	187,352.82	37.47	70,201.10
JACKSON	MAYSVILLE - JACKSON	1.57	249,274.52	37.47	93,403.16
JACKSON	NICHOLSON	1.24	196,879.24	37.47	73,770.65
JACKSON	PENDERGRASS	1.76	279,441.50	37.47	104,706.73
JACKSON	SCHOOL	29.47	4,679,057.42	37.47	1,753,242.82
JACKSON	TALMO	0.80	127,018.86	37.47	47,593.97
JASPER	COUNTY INCORPORATED	3.65	579,523.57	40.00	231,809.43
JASPER	COUNTY UNINCORPORATED	48.14	7,643,360.16	40.00	3,057,344.06
JASPER	COUNTY WIDE HOSPITAL	51.79	8,222,883.73	40.00	3,289,153.49
JASPER	MONTICELLO	2.11	335,012.25	40.00	134,004.90
JASPER	SCHOOL	51.79	8,222,883.73	40.00	3,289,153.49
JASPER	SHADY DALE	1.54	244,511.31	40.00	97,804.52
JEFF DAVIS	COUNTY INCORPORATED	6.55	1,039,966.95	40.00	415,986.78
JEFF DAVIS	COUNTY UNINCORPORATED	14.18	2,251,409.37	40.00	900,563.75
JEFF DAVIS	HAZLEHURST	6.55	1,039,966.95	40.00	415,986.78
JEFF DAVIS	SCHOOL	20.73	3,291,376.32	40.00	1,316,550.53
JEFFERSON	BARTOW	1.53	242,923.58	40.00	97,169.43
JEFFERSON	COUNTY INCORPORATED	13.91	2,208,540.50	40.00	883,416.20
JEFFERSON	COUNTY UNINCORPORATED	41.51	6,590,691.33	40.00	2,636,276.53
JEFFERSON	LOUISVILLE	3.00	476,320.74	40.00	190,528.30
JEFFERSON	SCHOOL	55.42	8,799,231.83	40.00	3,519,692.73
JEFFERSON	STAPLETON	1.48	234,984.90	40.00	93,993.96
JEFFERSON	WADLEY	7.35	1,166,985.82	40.00	466,794.33
JEFFERSON	WRENS	0.55	87,325.47	40.00	34,930.19
JENKINS	COUNTY INCORPORATED	7.75	1,230,495.25	40.00	492,198.10
JENKINS	COUNTY UNINCORPORATED	31.29	4,968,025.33	40.00	1,987,210.13
JENKINS	MILLEN	7.75	1,230,495.25	40.00	492,198.10
JENKINS	SCHOOL	39.04	6,198,520.58	40.00	2,479,408.23
JOHNSON	COUNTY INCORPORATED	2.63	417,574.52	40.00	167,029.81
JOHNSON	COUNTY UNINCORPORATED	9.02	1,432,137.70	40.00	572,855.08
JOHNSON	SCHOOL	11.65	1,849,712.21	40.00	739,884.88
JOHNSON	WRIGHTSVILLE	2.63	417,574.52	40.00	167,029.81
JONES	COUNTY INCORPORATED	2.27	360,416.03	40.00	144,166.41
JONES	COUNTY UNINCORPORATED	38.20	6,065,150.77	40.00	2,426,060.31
JONES	GRAY	2.27	360,416.03	40.00	144,166.41
JONES	SCHOOL	40.47	6,425,566.80	40.00	2,570,226.72
LAMAR	BARNESVILLE	5.62	892,307.52	37.31	332,919.94
LAMAR	COUNTY INCORPORATED	6.91	1,097,125.44	37.31	409,337.50
LAMAR	COUNTY UNINCORPORATED	27.95	4,437,721.57	37.31	1,655,713.92
LAMAR	MILNER	1.29	204,817.92	37.31	76,417.57
LAMAR	SCHOOL	34.86	5,534,847.02	37.31	2,065,051.42
LANIER	COUNTY INCORPORATED	0.00	0.00	40.00	0.00
LANIER	COUNTY UNINCORPORATED	7.48	1,187,626.38	40.00	475,050.55
LANIER	SCHOOL	7.48	1,187,626.38	40.00	475,050.55

RAILROAD EQUIPMENT CAR COMPANY
Assessed Values By Taxing District
2020

Name	District	Tmiles	100% FMV	ER	Assessed Value
LAURENS	COUNTY INCORPORATED	3.42	543,005.65	40.00	217,202.26
LAURENS	COUNTY UNINCORPORATED	53.00	8,414,999.77	40.00	3,365,999.91
LAURENS	DUBLIN 40%	1.23	195,291.50	40.00	78,116.60
LAURENS	EAST DUBLIN 47%	2.19	347,714.14	40.00	139,085.66
LAURENS	IND SCHOOL DUBLIN 40%	1.23	195,291.50	40.00	78,116.60
LAURENS	SCHOOL	55.19	8,762,713.91	40.00	3,505,085.56
LEE	COUNTY INCORPORATED	6.43	1,020,914.12	37.32	381,005.15
LEE	COUNTY UNINCORPORATED	25.26	4,010,620.64	37.32	1,496,763.62
LEE	LEESBURG	1.99	315,959.43	37.32	117,916.06
LEE	SCHOOL	31.69	5,031,534.77	37.32	1,877,768.78
LEE	SMITHVILLE	4.44	704,954.70	37.32	263,089.09
LIBERTY	COUNTY INC - HINESVILLE	0.00	0.00	40.00	0.00
LIBERTY	COUNTY INC - OTHER	0.00	0.00	40.00	0.00
LIBERTY	COUNTY UNINCORPORATED	39.24	6,230,275.30	40.00	2,492,110.12
LIBERTY	COUNTY WIDE HOSPITAL	39.24	6,230,275.30	40.00	2,492,110.12
LIBERTY	COUNTY WIDE INDUSTRIAL AUTH	39.24	6,230,275.30	40.00	2,492,110.12
LIBERTY	SCHOOL	39.24	6,230,275.30	40.00	2,492,110.12
LINCOLN	COUNTY INCORPORATED	0.00	0.00	40.00	0.00
LINCOLN	COUNTY WIDE INDUSTRIAL AUTH	0.00	0.00	40.00	0.00
LINCOLN	SCHOOL	0.00	0.00	40.00	0.00
LONG	COUNTY INCORPORATED	4.69	744,648.09	40.00	297,859.24
LONG	COUNTY UNINCORPORATED	23.86	3,788,337.63	40.00	1,515,335.05
LONG	LUDOWICI	4.69	744,648.09	40.00	297,859.24
LONG	SCHOOL	28.55	4,532,985.72	40.00	1,813,194.29
LOWNDES	COUNTY INCORPORATED	28.00	4,445,660.25	40.00	1,778,264.10
LOWNDES	COUNTY UNINCORPORATED	105.36	16,728,384.44	40.00	6,691,353.78
LOWNDES	COUNTY WIDE INDUSTRIAL AUTH	133.36	21,174,044.69	40.00	8,469,617.88
LOWNDES	COUNTY WIDE RECREATION	133.36	21,174,044.69	40.00	8,469,617.88
LOWNDES	HAHIRA	1.72	273,090.56	40.00	109,236.22
LOWNDES	IND SCHOOL VALDOSTA	25.11	3,986,804.61	40.00	1,594,721.84
LOWNDES	LAKE PARK	1.17	185,765.09	40.00	74,306.04
LOWNDES	SCHOOL	108.25	17,187,240.09	40.00	6,874,896.04
LOWNDES	VALDOSTA	25.11	3,986,804.61	40.00	1,594,721.84
LUMPKIN	COUNTY INCORPORATED	0.00	0.00	40.00	0.00
LUMPKIN	COUNTY SSD - UNINC PLANNING	0.00	0.00	40.00	0.00
LUMPKIN	COUNTY SSD - UNINC RESERVOIR	0.00	0.00	40.00	0.00
LUMPKIN	SCHOOL	0.00	0.00	40.00	0.00
MACON	COUNTY INCORPORATED	14.96	2,375,252.76	40.00	950,101.10
MACON	COUNTY UNINCORPORATED	37.81	6,003,229.08	40.00	2,401,291.63
MACON	IDEAL	1.56	247,686.79	40.00	99,074.72
MACON	MARSHALLVILLE	2.04	323,898.10	40.00	129,559.24
MACON	MONTEZUMA	3.56	565,233.95	40.00	226,093.58
MACON	OGLETHORPE	7.80	1,238,433.93	40.00	495,373.57
MACON	SCHOOL	52.77	8,378,481.84	40.00	3,351,392.74
MADISON	CARLTON	2.15	341,363.20	40.00	136,545.28

RAILROAD EQUIPMENT CAR COMPANY
Assessed Values By Taxing District
2020

Name	District	Tmiles	100% FMV	ER	Assessed Value
MADISON	COLBERT	2.01	319,134.90	40.00	127,653.96
MADISON	COMER	2.16	342,950.93	40.00	137,180.37
MADISON	COUNTY INCORPORATED	6.98	1,108,239.59	40.00	443,295.84
MADISON	COUNTY UNINCORPORATED	18.33	2,910,319.73	40.00	1,164,127.89
MADISON	COUNTY WIDE INDUSTRIAL AUTH	25.31	4,018,559.32	40.00	1,607,423.73
MADISON	HULL	0.66	104,790.56	40.00	41,916.22
MADISON	SCHOOL	25.31	4,018,559.32	40.00	1,607,423.73
MARION	COUNTY INCORPORATED	0.00	0.00	40.00	0.00
MARION	COUNTY UNINCORPORATED	20.46	3,248,507.46	40.00	1,299,402.98
MARION	SCHOOL	20.46	3,248,507.46	40.00	1,299,402.98
MCDUFFIE	COUNTY INCORPORATED	2.48	393,758.48	40.00	157,503.39
MCDUFFIE	COUNTY UNINCORPORATED	18.39	2,919,846.15	40.00	1,167,938.46
MCDUFFIE	DEARING	1.00	158,773.58	40.00	63,509.43
MCDUFFIE	SCHOOL	20.87	3,313,604.62	40.00	1,325,441.85
MCDUFFIE	THOMSON	1.48	234,984.90	40.00	93,993.96
MCINTOSH	COUNTY INCORPORATED	0.00	0.00	40.00	0.00
MCINTOSH	COUNTY WIDE INDUSTRIAL AUTH	0.00	0.00	40.00	0.00
MCINTOSH	SCHOOL	0.00	0.00	40.00	0.00
MERIWETHER	COUNTY FIRE DISTRICT	75.38	11,968,352.50	40.00	4,787,341.00
MERIWETHER	COUNTY INCORPORATED	20.33	3,227,866.89	40.00	1,291,146.76
MERIWETHER	COUNTY UNINCORPORATED	67.67	10,744,208.19	40.00	4,297,683.28
MERIWETHER	GAY	1.81	287,380.18	40.00	114,952.07
MERIWETHER	GREENVILLE	2.25	357,240.56	40.00	142,896.22
MERIWETHER	MANCHESTER	12.62	2,003,722.59	40.00	801,489.04
MERIWETHER	SCHOOL	88.00	13,972,075.08	40.00	5,588,830.03
MERIWETHER	WARM SPRINGS	0.83	131,782.07	40.00	52,712.83
MERIWETHER	WOODBURY	2.82	447,741.50	40.00	179,096.60
MILLER	COLQUITT	2.38	377,881.12	40.00	151,152.45
MILLER	COUNTY INCORPORATED	2.38	377,881.12	40.00	151,152.45
MILLER	COUNTY UNINCORPORATED	12.73	2,021,187.68	40.00	808,475.07
MILLER	COUNTY WIDE LIBRARY	15.11	2,399,068.80	40.00	959,627.52
MILLER	COUNTY WIDE RECREATION	15.11	2,399,068.80	40.00	959,627.52
MILLER	SCHOOL	15.11	2,399,068.80	40.00	959,627.52
MITCHELL	BACONTON	1.10	174,650.94	40.00	69,860.38
MITCHELL	CAMILLA	4.30	682,726.40	40.00	273,090.56
MITCHELL	COUNTY INCORPORATED	8.03	1,274,951.85	40.00	509,980.74
MITCHELL	COUNTY UNINCORPORATED	20.16	3,200,875.38	40.00	1,280,350.15
MITCHELL	IND SCHOOL PELHAM	2.30	365,179.24	40.00	146,071.70
MITCHELL	MEIGS	0.33	52,395.28	40.00	20,958.11
MITCHELL	PELHAM	2.30	365,179.24	40.00	146,071.70
MITCHELL	SCHOOL	25.89	4,110,648.00	40.00	1,644,259.20
MONROE	COUNTY INCORPORATED	3.22	511,250.93	40.00	204,500.37
MONROE	COUNTY UNINCORPORATED	47.56	7,551,271.49	40.00	3,020,508.60
MONROE	FORSYTH	3.22	511,250.93	40.00	204,500.37
MONROE	SCHOOL	50.78	8,062,522.42	40.00	3,225,008.97

RAILROAD EQUIPMENT CAR COMPANY
Assessed Values By Taxing District
2020

Name	District	Tmiles	100% FMV	ER	Assessed Value
MONTGOMERY	AILEY	1.50	238,160.37	40.00	95,264.15
MONTGOMERY	COUNTY INCORPORATED	5.52	876,430.16	40.00	350,572.06
MONTGOMERY	COUNTY UNINCORPORATED	14.69	2,332,383.90	40.00	932,953.56
MONTGOMERY	HIGGSTON	2.03	322,310.37	40.00	128,924.15
MONTGOMERY	IND SCHOOL VIDALIA	0.24	38,105.66	40.00	15,242.26
MONTGOMERY	MT VERNON	1.75	277,853.77	40.00	111,141.51
MONTGOMERY	SCHOOL	19.97	3,170,708.40	40.00	1,268,283.36
MONTGOMERY	VIDALIA - MONTGOMERY	0.24	38,105.66	40.00	15,242.26
MORGAN	BUCKHEAD	1.00	158,773.58	40.00	63,509.43
MORGAN	COUNTY INCORPORATED	6.60	1,047,905.63	40.00	419,162.25
MORGAN	COUNTY UNINCORPORATED	48.49	7,698,930.92	40.00	3,079,572.37
MORGAN	MADISON	3.58	568,409.42	40.00	227,363.77
MORGAN	RUTLEGE	2.02	320,722.63	40.00	128,289.05
MORGAN	SCHOOL	55.09	8,746,836.55	40.00	3,498,734.62
MURRAY	CHATSWORTH 75%	3.45	547,768.85	40.00	219,107.54
MURRAY	COUNTY INCORPORATED	5.82	924,062.24	40.00	369,624.90
MURRAY	COUNTY UNINCORPORATED	27.33	4,339,281.95	40.00	1,735,712.78
MURRAY	ETON	2.37	376,293.39	40.00	150,517.36
MURRAY	SCHOOL	33.15	5,263,344.19	40.00	2,105,337.68
MUSCOGEE	COUNTY USD 1 - URBAN	69.14	10,977,605.35	40.00	4,391,042.14
MUSCOGEE	COUNTY USD 2 - RURAL	11.99	1,903,695.23	40.00	761,478.09
MUSCOGEE	COUNTY USD 4 - FTBENNING	1.48	234,984.90	40.00	93,993.96
MUSCOGEE	COUNTY USD 6 - DOWNTOWN	0.00	0.00	40.00	0.00
MUSCOGEE	COUNTY USD 7 - DOWNTOWN	0.00	0.00	40.00	0.00
MUSCOGEE	SCHOOL	82.61	13,116,285.48	40.00	5,246,514.19
NEWTON	COUNTY FIRE DISTRICT	29.01	4,606,021.57	40.00	1,842,408.63
NEWTON	COUNTY INCORPORATED	9.11	1,446,427.32	40.00	578,570.93
NEWTON	COUNTY UNINCORPORATED	26.41	4,193,210.26	40.00	1,677,284.10
NEWTON	COVINGTON	6.51	1,033,616.01	40.00	413,446.40
NEWTON	IND SCHOOL SOCIAL CIRCLE	0.00	0.00	40.00	0.00
NEWTON	MANSFIELD	1.30	206,405.65	40.00	82,562.26
NEWTON	NEWBORN	1.30	206,405.65	40.00	82,562.26
NEWTON	SCHOOL	35.52	5,639,637.58	40.00	2,255,855.03
OCONEE	BISHOP	1.00	158,773.58	40.00	63,509.43
OCONEE	BOGART	2.13	338,187.73	40.00	135,275.09
OCONEE	COUNTY INCORPORATED	5.13	814,508.47	40.00	325,803.39
OCONEE	COUNTY UNINCORPORATED	12.83	2,037,065.04	40.00	814,826.02
OCONEE	SCHOOL	17.96	2,851,573.51	40.00	1,140,629.40
OCONEE	WATKINSVILLE	2.00	317,547.16	40.00	127,018.86
OGLETHORPE	COUNTY INCORPORATED	0.00	0.00	40.00	0.00
OGLETHORPE	SCHOOL	0.00	0.00	40.00	0.00
PAULDING	COUNTY FIRE - COUNTY WIDE	30.36	4,820,365.90	40.00	1,928,146.36
PAULDING	COUNTY INCORPORATED	4.74	752,586.77	40.00	301,034.71
PAULDING	COUNTY UNINCORPORATED	25.62	4,067,779.13	40.00	1,627,111.65
PAULDING	DALLAS	2.62	415,986.78	40.00	166,394.71

RAILROAD EQUIPMENT CAR COMPANY
Assessed Values By Taxing District
2020

Name	District	Tmiles	100% FMV	ER	Assessed Value
PAULDING	HIRAM	2.12	336,599.99	40.00	134,640.00
PAULDING	SCHOOL	30.36	4,820,365.90	40.00	1,928,146.36
PEACH	BYRON	2.00	317,547.16	40.00	127,018.86
PEACH	COUNTY INCORPORATED	9.67	1,535,340.52	40.00	614,136.21
PEACH	COUNTY UNINCORPORATED	30.49	4,841,006.47	40.00	1,936,402.59
PEACH	FORT VALLEY	7.67	1,217,793.36	40.00	487,117.34
PEACH	SCHOOL	40.16	6,376,346.99	40.00	2,550,538.80
PICKENS	COUNTY INCORPORATED	1.76	280,044.84	40.00	112,017.94
PICKENS	COUNTY UNINCORPORATED	15.80	2,509,368.81	40.00	1,003,747.52
PICKENS	JASPER	4.36	692,141.67	40.00	276,856.67
PICKENS	NELSON - PICKENS	1.10	174,825.59	40.00	69,930.24
PICKENS	SCHOOL	21.93	3,481,555.32	40.00	1,392,622.13
PICKENS	TALKING ROCK	0.66	105,219.25	40.00	42,087.70
PIERCE	BLACKSHEAR	3.11	493,785.84	40.00	197,514.34
PIERCE	COUNTY INCORPORATED	4.90	777,990.54	40.00	311,196.22
PIERCE	COUNTY UNINCORPORATED	22.73	3,608,923.48	40.00	1,443,569.39
PIERCE	PATTERSON	1.79	284,204.71	40.00	113,681.88
PIERCE	SCHOOL	27.63	4,386,914.03	40.00	1,754,765.61
PIKE	COUNTY INCORPORATED	0.00	0.00	34.09	0.00
PIKE	SCHOOL	0.00	0.00	34.09	0.00
POLK	ARAGON	1.21	192,116.03	40.00	76,846.41
POLK	CEDARTOWN	8.33	1,322,583.93	40.00	529,033.57
POLK	COUNTY INCORPORATED	14.84	2,356,199.93	40.00	942,479.97
POLK	COUNTY UNINCORPORATED	56.48	8,967,531.83	40.00	3,587,012.73
POLK	ROCKMART	5.30	841,499.98	40.00	336,599.99
POLK	SCHOOL	71.32	11,323,731.76	40.00	4,529,492.70
PULASKI	COUNTY FIRE DIST - UNINC	0.00	0.00	40.00	0.00
PULASKI	COUNTY INCORPORATED	0.00	0.00	40.00	0.00
PULASKI	SCHOOL	0.00	0.00	40.00	0.00
PUTNAM	COUNTY INCORPORATED	1.64	260,388.67	40.00	104,155.47
PUTNAM	COUNTY SSD - UNINC	14.86	2,359,375.41	40.00	943,750.16
PUTNAM	COUNTY UNINCORPORATED	14.86	2,359,375.41	40.00	943,750.16
PUTNAM	EATONTON	1.64	260,388.67	40.00	104,155.47
PUTNAM	SCHOOL	16.50	2,619,764.08	40.00	1,047,905.63
QUITMAN	COUNTY INCORPORATED	1.99	315,959.43	40.00	126,383.77
QUITMAN	COUNTY UNINCORPORATED	14.77	2,345,085.78	40.00	938,034.31
QUITMAN	GEORGETOWN	1.99	315,959.43	40.00	126,383.77
QUITMAN	SCHOOL	16.76	2,661,045.21	40.00	1,064,418.08
RABUN	COUNTY INCORPORATED	0.00	0.00	40.00	0.00
RABUN	SCHOOL	0.00	0.00	40.00	0.00
RANDOLPH	COUNTY INCORPORATED	2.75	436,627.35	40.00	174,650.94
RANDOLPH	COUNTY UNINCORPORATED	37.71	5,987,351.72	40.00	2,394,940.69
RANDOLPH	CUTHBERT	2.75	436,627.35	40.00	174,650.94
RANDOLPH	SCHOOL	40.46	6,423,979.07	40.00	2,569,591.63
RICHMOND	AUGUSTA URBAN SERVICE	27.74	4,404,379.12	40.00	1,761,751.65

RAILROAD EQUIPMENT CAR COMPANY
Assessed Values By Taxing District
2020

Name	District	Tmiles	100% FMV	ER	Assessed Value
RICHMOND	COUNTY FIRE - BLYTHE	0.00	0.00	40.00	0.00
RICHMOND	COUNTY FIRE - UNINC	80.10	12,717,763.80	40.00	5,087,105.52
RICHMOND	COUNTY INCORPORATED	30.45	4,834,655.53	40.00	1,933,862.21
RICHMOND	COUNTY UNINCORPORATED	80.10	12,717,763.80	40.00	5,087,105.52
RICHMOND	COUNTY WIDE CAPITAL OUTLAY	110.55	17,552,419.32	40.00	7,020,967.73
RICHMOND	HEPHZIBAH	2.71	430,276.40	40.00	172,110.56
RICHMOND	SCHOOL	110.55	17,552,419.32	40.00	7,020,967.73
ROCKDALE	CONYERS	2.02	320,722.63	36.57	117,288.27
ROCKDALE	COUNTY INCORPORATED	2.02	320,722.63	36.57	117,288.27
ROCKDALE	COUNTY UNINCORPORATED	9.58	1,521,050.90	36.57	556,248.31
ROCKDALE	SCHOOL	11.60	1,841,773.53	36.57	673,536.58
SCHLEY	COUNTY INCORPORATED	0.00	0.00	40.00	0.00
SCHLEY	COUNTY UNINCORPORATED	15.82	2,511,798.04	40.00	1,004,719.22
SCHLEY	SCHOOL	15.82	2,511,798.04	40.00	1,004,719.22
SCREVEN	COUNTY INCORPORATED	8.94	1,419,435.81	40.00	567,774.32
SCREVEN	COUNTY SSD	49.99	7,937,091.29	40.00	3,174,836.52
SCREVEN	COUNTY UNINCORPORATED	44.46	7,059,073.39	40.00	2,823,629.36
SCREVEN	COUNTY WIDE INDUSTRIAL AUTH	53.40	8,478,509.20	40.00	3,391,403.68
SCREVEN	NEWINGTON	1.70	269,915.09	40.00	107,966.04
SCREVEN	OLIVER	1.61	255,625.46	40.00	102,250.18
SCREVEN	ROCKY FORD	2.22	352,477.35	40.00	140,990.94
SCREVEN	SCHOOL	53.40	8,478,509.20	40.00	3,391,403.68
SCREVEN	SYLVANIA	3.41	541,417.91	40.00	216,567.16
SEMINOLE	COUNTY INCORPORATED	2.85	452,504.70	40.00	181,001.88
SEMINOLE	COUNTY UNINCORPORATED	12.50	1,984,669.76	40.00	793,867.90
SEMINOLE	COUNTY WIDE LIBRARY FEES	15.35	2,437,174.46	40.00	974,869.78
SEMINOLE	DONALSONVILLE	1.85	293,731.12	40.00	117,492.45
SEMINOLE	IRON CITY	1.00	158,773.58	40.00	63,509.43
SEMINOLE	SCHOOL	15.35	2,437,174.46	40.00	974,869.78
SPALDING	COUNTY FIRE - UNINC	26.21	4,161,455.54	40.00	1,664,582.22
SPALDING	COUNTY INCORPORATED	17.25	2,738,844.26	40.00	1,095,537.70
SPALDING	COUNTY UNINCORPORATED	26.21	4,161,455.54	40.00	1,664,582.22
SPALDING	GRIFFIN	17.25	2,738,844.26	40.00	1,095,537.70
SPALDING	SCHOOL	43.46	6,900,299.81	40.00	2,760,119.92
STEPHENS	AVALON	0.20	31,754.72	40.00	12,701.89
STEPHENS	COUNTY INCORPORATED	13.35	2,119,627.30	40.00	847,850.92
STEPHENS	COUNTY UNINCORPORATED	28.84	4,579,030.06	40.00	1,831,612.02
STEPHENS	MARTIN	0.50	79,386.79	40.00	31,754.72
STEPHENS	SCHOOL	42.19	6,698,657.36	40.00	2,679,462.94
STEPHENS	TOCCOA	12.65	2,008,485.79	40.00	803,394.32
STEWART	COUNTY INCORPORATED	0.00	0.00	40.00	0.00
STEWART	COUNTY UNINCORPORATED	0.43	68,272.64	40.00	27,309.06
STEWART	SCHOOL	0.43	68,272.64	40.00	27,309.06
SUMTER	AMERICUS 50%	10.22	1,622,665.99	40.00	649,066.40
SUMTER	AMERICUS DOWNTOWN 50%	0.00	0.00	40.00	0.00

RAILROAD EQUIPMENT CAR COMPANY
Assessed Values By Taxing District
2020

Name	District	Tmiles	100% FMV	ER	Assessed Value
SUMTER	ANDERSONVILLE	0.94	149,247.17	40.00	59,698.87
SUMTER	COUNTY INCORPORATED	14.85	2,357,787.67	40.00	943,115.07
SUMTER	COUNTY UNINCORPORATED	54.16	8,599,177.12	40.00	3,439,670.85
SUMTER	DESOTO	1.01	160,361.32	40.00	64,144.53
SUMTER	LESLIE	1.46	231,809.43	40.00	92,723.77
SUMTER	PLAINS	1.22	193,703.77	40.00	77,481.51
SUMTER	SCHOOL	69.01	10,956,964.79	40.00	4,382,785.92
TALBOT	COUNTY INCORPORATED	12.23	1,941,800.89	40.00	776,720.36
TALBOT	COUNTY UNINCORPORATED	41.33	6,562,112.08	40.00	2,624,844.83
TALBOT	GENEVA	1.00	158,773.58	40.00	63,509.43
TALBOT	JUNCTION CITY	5.15	817,683.94	40.00	327,073.58
TALBOT	SCHOOL	53.56	8,503,912.97	40.00	3,401,565.19
TALBOT	TALBOTTON	3.92	622,392.44	40.00	248,956.98
TALBOT	WOODLAND	2.16	342,950.93	40.00	137,180.37
TALIAFERRO	COUNTY INCORPORATED	1.88	298,494.33	40.00	119,397.73
TALIAFERRO	COUNTY UNINCORPORATED	21.48	3,410,456.51	40.00	1,364,182.60
TALIAFERRO	CRAWFORDVILLE	0.98	155,598.11	40.00	62,239.24
TALIAFERRO	SCHOOL	23.36	3,708,950.84	40.00	1,483,580.34
TALIAFERRO	SHARON	0.90	142,896.22	40.00	57,158.49
TATTNALL	COLLINS	0.10	15,877.36	40.00	6,350.94
TATTNALL	COUNTY INCORPORATED	0.10	15,877.36	40.00	6,350.94
TATTNALL	COUNTY UNINCORPORATED	13.51	2,145,031.07	40.00	858,012.43
TATTNALL	SCHOOL	13.61	2,160,908.43	40.00	864,363.37
TAYLOR	BUTLER	2.00	317,547.16	40.00	127,018.86
TAYLOR	COUNTY INCORPORATED	2.93	465,206.59	40.00	186,082.64
TAYLOR	COUNTY UNINCORPORATED	48.29	7,667,176.20	40.00	3,066,870.48
TAYLOR	REYNOLDS	0.93	147,659.43	40.00	59,063.77
TAYLOR	SCHOOL	51.22	8,132,382.79	40.00	3,252,953.12
TELFAIR	COUNTY INCORPORATED	12.91	2,049,766.92	40.00	819,906.77
TELFAIR	COUNTY UNINCORPORATED	25.33	4,021,734.79	40.00	1,608,693.92
TELFAIR	LUMBER CITY	2.97	471,557.53	40.00	188,623.01
TELFAIR	MCRAE - HELENA	6.86	1,089,186.76	40.00	435,674.70
TELFAIR	MILAN	1.16	184,177.35	40.00	73,670.94
TELFAIR	SCHOOL	38.24	6,071,501.72	40.00	2,428,600.69
TELFAIR	SCOTLAND	1.92	304,845.27	40.00	121,938.11
TERRELL	COUNTY INCORPORATED	6.30	1,000,273.56	40.00	400,109.42
TERRELL	COUNTY UNINCORPORATED	20.42	3,242,156.51	40.00	1,296,862.60
TERRELL	DAWSON	5.10	809,745.26	40.00	323,898.10
TERRELL	SASSER	1.20	190,528.30	40.00	76,211.32
TERRELL	SCHOOL	26.72	4,242,430.07	40.00	1,696,972.03
THOMAS	BOSTON	2.46	390,583.01	40.00	156,233.20
THOMAS	COOLIDGE	1.87	296,906.60	40.00	118,762.64
THOMAS	COUNTY FIRE DIST 1	5.27	836,736.77	40.00	334,694.71
THOMAS	COUNTY FIRE DIST 2	7.47	1,186,038.65	40.00	474,415.46
THOMAS	COUNTY INCORPORATED	29.66	4,709,224.40	40.00	1,883,689.76

RAILROAD EQUIPMENT CAR COMPANY
Assessed Values By Taxing District
2020

Name	District	Tmiles	100% FMV	ER	Assessed Value
THOMAS	COUNTY UNINCORPORATED	40.70	6,462,084.73	40.00	2,584,833.89
THOMAS	COUNTY WIDE EMS	70.36	11,171,309.12	40.00	4,468,523.65
THOMAS	IND SCHOOL THOMASVILLE	23.16	3,677,196.12	40.00	1,470,878.45
THOMAS	MEIGS	1.17	185,765.09	40.00	74,306.04
THOMAS	OCHLOCKNEE	1.00	158,773.58	40.00	63,509.43
THOMAS	SCHOOL	47.20	7,494,113.00	40.00	2,997,645.20
THOMAS	THOMASVILLE	23.16	3,677,196.12	40.00	1,470,878.45
TIFT	COUNTY FIRE DISTRICT	17.19	2,729,317.85	40.00	1,091,727.14
TIFT	COUNTY INCORPORATED	14.22	2,257,760.31	40.00	903,104.12
TIFT	COUNTY UNINCORPORATED	17.19	2,729,317.85	40.00	1,091,727.14
TIFT	SCHOOL	31.41	4,987,078.16	40.00	1,994,831.26
TIFT	TIFTON	14.22	2,257,760.31	40.00	903,104.12
TOOMBS	COUNTY INCORPORATED	6.52	1,035,203.74	40.00	414,081.50
TOOMBS	COUNTY UNINCORPORATED	23.30	3,699,424.43	40.00	1,479,769.77
TOOMBS	COUNTY WIDE DEVELOPMENT AUTH	29.82	4,734,628.17	40.00	1,893,851.27
TOOMBS	IND SCHOOL VIDALIA	4.12	654,147.15	40.00	261,658.86
TOOMBS	LYONS	2.40	381,056.59	40.00	152,422.64
TOOMBS	SCHOOL	25.70	4,080,481.02	40.00	1,632,192.41
TOOMBS	VIDALIA - TOOMBS	4.12	654,147.15	40.00	261,658.86
TOWNS	COUNTY FIRE - COUNTY WIDE	0.00	0.00	40.00	0.00
TOWNS	COUNTY INCORPORATED	0.00	0.00	40.00	0.00
TOWNS	SCHOOL	0.00	0.00	40.00	0.00
TREUTLEN	COUNTY INCORPORATED	1.29	204,817.92	40.00	81,927.17
TREUTLEN	COUNTY UNINCORPORATED	11.46	1,819,545.23	40.00	727,818.09
TREUTLEN	SCHOOL	12.75	2,024,363.15	40.00	809,745.26
TREUTLEN	SOPERTON	1.29	204,817.92	40.00	81,927.17
TROUP	COUNTY INCORPORATED	18.44	2,927,784.82	40.00	1,171,113.93
TROUP	COUNTY UNINCORPORATED	34.25	5,437,995.13	40.00	2,175,198.05
TROUP	COUNTY WIDE SANITATION BOND	52.69	8,365,779.96	40.00	3,346,311.98
TROUP	HOGANSVILLE	2.96	469,969.80	40.00	187,987.92
TROUP	LAGRANGE	12.79	2,030,714.09	40.00	812,285.64
TROUP	LAGRANGE D/T DEV AUTH	12.79	2,030,714.09	40.00	812,285.64
TROUP	SCHOOL	52.69	8,365,779.96	40.00	3,346,311.98
TROUP	WEST POINT	2.69	427,100.93	40.00	170,840.37
TURNER	ASHBURN	4.14	657,322.62	40.00	262,929.05
TURNER	COUNTY INCORPORATED	9.69	1,538,515.99	40.00	615,406.40
TURNER	COUNTY UNINCORPORATED	21.99	3,491,431.03	40.00	1,396,572.41
TURNER	REBECCA	3.13	496,961.31	40.00	198,784.52
TURNER	SCHOOL	31.68	5,029,947.03	40.00	2,011,978.81
TURNER	SYCAMORE	2.42	384,232.06	40.00	153,692.82
TWIGGS	COUNTY INCORPORATED	0.20	31,754.72	40.00	12,701.89
TWIGGS	COUNTY UNINCORPORATED	49.72	7,894,222.42	40.00	3,157,688.97
TWIGGS	DANVILLE	0.10	15,877.36	40.00	6,350.94
TWIGGS	JEFFERSONVILLE	0.10	15,877.36	40.00	6,350.94
TWIGGS	SCHOOL	49.92	7,925,977.14	40.00	3,170,390.86

RAILROAD EQUIPMENT CAR COMPANY
Assessed Values By Taxing District
2020

Name	District	Tmiles	100% FMV	ER	Assessed Value
UNION	COUNTY INCORPORATED	0.00	0.00	37.56	0.00
UNION	SCHOOL	0.00	0.00	37.56	0.00
UPSON	COUNTY INCORPORATED	0.16	25,403.77	40.00	10,161.51
UPSON	COUNTY SSD	27.15	4,310,702.71	40.00	1,724,281.08
UPSON	COUNTY UNINCORPORATED	27.15	4,310,702.71	40.00	1,724,281.08
UPSON	COUNTY WIDE JOINT PROJECTS	27.31	4,336,106.48	40.00	1,734,442.59
UPSON	SCHOOL	27.31	4,336,106.48	40.00	1,734,442.59
UPSON	THOMASTON	0.16	25,403.77	40.00	10,161.51
WALKER	CHICKAMAUGA	2.30	365,179.24	34.40	125,621.66
WALKER	COUNTY INCORPORATED	5.60	889,132.05	34.40	305,861.43
WALKER	COUNTY UNINCORPORATED	28.80	4,572,679.12	34.40	1,573,001.62
WALKER	IND SCHOOL CHICKAMAUGA	2.30	365,179.24	34.40	125,621.66
WALKER	LAFAYETTE	2.30	365,179.24	34.40	125,621.66
WALKER	ROSSVILLE	1.00	158,773.58	34.40	54,618.11
WALKER	SCHOOL	32.10	5,096,631.93	34.40	1,753,241.38
WALTON	COUNTY FIRE DISTRICT	13.08	2,076,758.43	40.00	830,703.37
WALTON	COUNTY INCORPORATED	5.35	849,438.66	40.00	339,775.46
WALTON	COUNTY UNINCORPORATED	13.08	2,076,758.43	40.00	830,703.37
WALTON	IND SCHOOL SOCIAL CIRCLE	3.85	611,278.28	40.00	244,511.31
WALTON	MONROE	1.50	238,160.37	40.00	95,264.15
WALTON	SCHOOL	14.58	2,314,918.80	40.00	925,967.52
WALTON	SOCIAL CIRCLE	3.85	611,278.28	40.00	244,511.31
WARE	COUNTY INCORPORATED	174.56	27,715,516.21	40.00	11,086,206.48
WARE	COUNTY UNINCORPORATED	102.58	16,286,993.89	40.00	6,514,797.56
WARE	SCHOOL	277.14	44,002,510.10	40.00	17,601,004.04
WARE	WAYCROSS	174.56	27,715,516.21	40.00	11,086,206.48
WARREN	CAMAK	4.66	739,884.89	40.00	295,953.96
WARREN	COUNTY INCORPORATED	6.79	1,078,072.61	40.00	431,229.04
WARREN	COUNTY UNINCORPORATED	47.20	7,494,113.00	40.00	2,997,645.20
WARREN	NORWOOD	1.00	158,773.58	40.00	63,509.43
WARREN	SCHOOL	53.99	8,572,185.61	40.00	3,428,874.24
WARREN	WARRENTON	1.13	179,414.15	40.00	71,765.66
WASHINGTON	COUNTY INCORPORATED	32.29	5,126,798.91	40.00	2,050,719.56
WASHINGTON	COUNTY UNINCORPORATED	59.00	9,367,641.25	40.00	3,747,056.50
WASHINGTON	COUNTY WIDE DEVELOPMENT AUTH	91.29	14,494,440.16	40.00	5,797,776.06
WASHINGTON	COUNTY WIDE HOSPITAL BOND	91.29	14,494,440.16	40.00	5,797,776.06
WASHINGTON	DAVISBORO	1.67	265,151.88	40.00	106,060.75
WASHINGTON	HARRISON	1.10	174,650.94	40.00	69,860.38
WASHINGTON	OCONEE	2.47	392,170.74	40.00	156,868.30
WASHINGTON	SANDERSVILLE	20.22	3,210,401.80	40.00	1,284,160.72
WASHINGTON	SCHOOL	91.29	14,494,440.16	40.00	5,797,776.06
WASHINGTON	TENNILLE	6.83	1,084,423.55	40.00	433,769.42
WAYNE	COUNTY INCORPORATED	16.57	2,630,878.23	40.00	1,052,351.29
WAYNE	COUNTY UNINCORPORATED	77.84	12,358,935.50	40.00	4,943,574.20
WAYNE	JESUP	12.91	2,049,766.92	40.00	819,906.77

RAILROAD EQUIPMENT CAR COMPANY
Assessed Values By Taxing District
2020

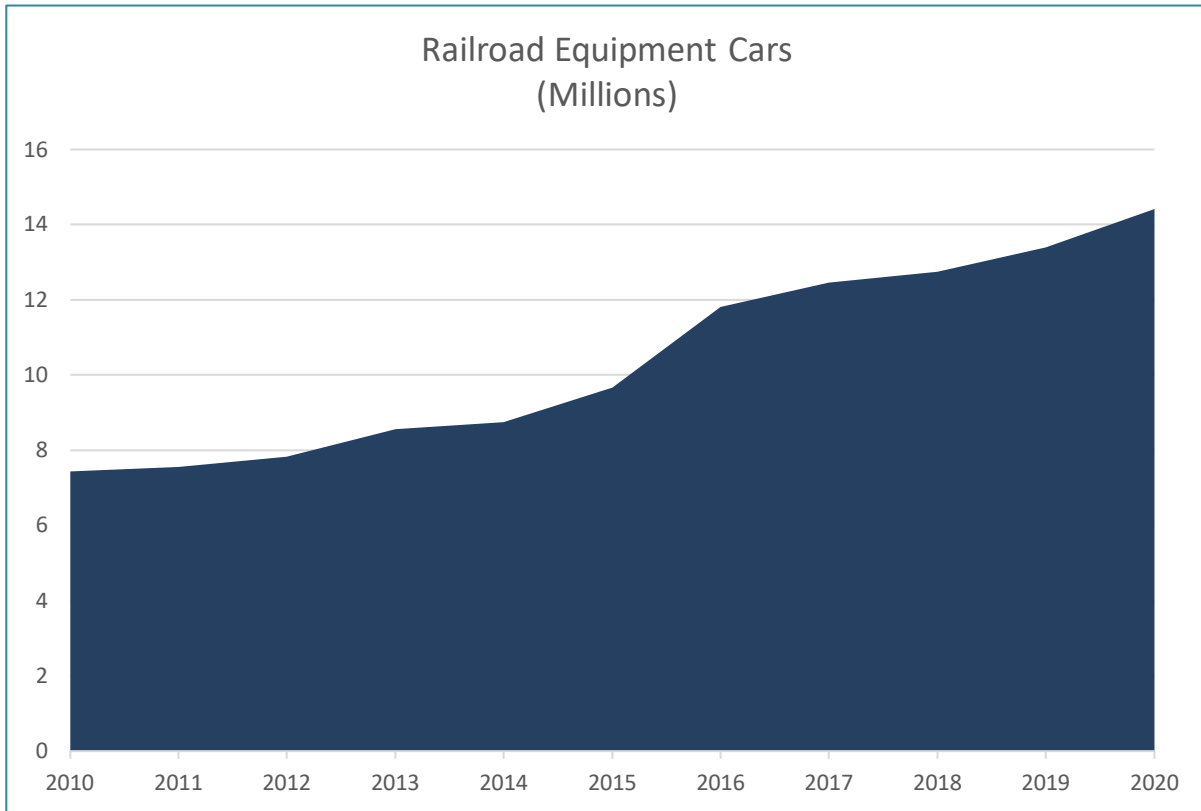
Name	District	Tmiles	100% FMV	ER	Assessed Value
WAYNE	ODUM	1.66	263,564.14	40.00	105,425.66
WAYNE	SCHOOL	94.41	14,989,813.73	40.00	5,995,925.49
WAYNE	SCREVEN	2.00	317,547.16	40.00	127,018.86
WEBSTER	COUNTY INCORPORATED	0.00	0.00	40.00	0.00
WEBSTER	COUNTY UNINCORPORATED	4.65	738,297.15	40.00	295,318.86
WEBSTER	SCHOOL	4.65	738,297.15	40.00	295,318.86
WHEELER	ALAMO	1.56	247,686.79	37.57	93,055.93
WHEELER	COUNTY INCORPORATED	3.59	569,997.15	37.57	214,147.93
WHEELER	COUNTY UNINCORPORATED	13.50	2,143,443.34	37.57	805,291.66
WHEELER	GLENWOOD	2.03	322,310.37	37.57	121,092.01
WHEELER	SCHOOL	17.09	2,713,440.49	37.57	1,019,439.59
WHEELER	SCOTLAND	0.00	0.00	37.57	0.00
WHITE	COUNTY INCORPORATED	0.00	0.00	40.00	0.00
WHITE	SCHOOL	0.00	0.00	40.00	0.00
WHITFIELD	COUNTY FIRE DISTRICT	58.77	9,331,123.32	40.00	3,732,449.33
WHITFIELD	COUNTY INCORPORATED	13.64	2,165,671.64	40.00	866,268.66
WHITFIELD	COUNTY SOLID WASTE	58.77	9,331,123.32	40.00	3,732,449.33
WHITFIELD	COUNTY SSD	58.77	9,331,123.32	40.00	3,732,449.33
WHITFIELD	COUNTY UNINCORPORATED	57.31	9,099,313.90	40.00	3,639,725.56
WHITFIELD	DALTON 100%	12.18	1,933,862.21	40.00	773,544.88
WHITFIELD	IND SCHOOL DALTON 100%	12.18	1,933,862.21	40.00	773,544.88
WHITFIELD	SCHOOL	58.77	9,331,123.32	40.00	3,732,449.33
WHITFIELD	TUNNEL HILL	0.44	69,860.38	40.00	27,944.15
WHITFIELD	VARNELL	1.02	161,949.05	40.00	64,779.62
WILCOX	ABBEVILLE	2.75	436,627.35	37.08	161,901.42
WILCOX	COUNTY INCORPORATED	6.20	984,396.20	37.08	365,014.11
WILCOX	COUNTY UNINCORPORATED	20.49	3,253,270.66	37.08	1,206,312.76
WILCOX	PITTS	1.19	188,940.56	37.08	70,059.16
WILCOX	ROCHELLE	2.26	358,828.29	37.08	133,053.53
WILCOX	SCHOOL	26.69	4,237,666.86	37.08	1,571,326.87
WILKES	COUNTY INCORPORATED	1.13	179,414.15	40.00	71,765.66
WILKES	COUNTY UNINCORPORATED	7.00	1,111,415.06	40.00	444,566.02
WILKES	SCHOOL	8.13	1,290,829.21	40.00	516,331.68
WILKES	WASHINGTON	1.13	179,414.15	40.00	71,765.66
WILKINSON	ALLENTOWN	2.06	327,073.58	40.00	130,829.43
WILKINSON	COUNTY INCORPORATED	31.29	4,968,025.33	40.00	1,987,210.13
WILKINSON	COUNTY UNINCORPORATED	34.51	5,479,276.26	40.00	2,191,710.50
WILKINSON	GORDON	19.69	3,126,251.80	40.00	1,250,500.72
WILKINSON	IVEY	2.39	379,468.86	40.00	151,787.54
WILKINSON	MCINTYRE	4.38	695,428.28	40.00	278,171.31
WILKINSON	SCHOOL	65.80	10,447,301.60	40.00	4,178,920.64
WILKINSON	TOOMSBORO	2.77	439,802.82	40.00	175,921.13
WORTH	COUNTY INCORPORATED	2.73	433,451.87	40.00	173,380.75
WORTH	COUNTY UNINCORPORATED	18.56	2,946,837.65	40.00	1,178,735.06
WORTH	COUNTY WIDE INDUSTRIAL AUTH	21.29	3,380,289.53	40.00	1,352,115.81

RAILROAD EQUIPMENT CAR COMPANY
Assessed Values By Taxing District
2020

Name	District	Tmiles	100% FMV	ER	Assessed Value
WORTH	SCHOOL	21.29	3,380,289.53	40.00	1,352,115.81
WORTH	SYLVESTER	2.73	433,451.87	40.00	173,380.75
Totals		6,963.78	1,105,665,046.41		440,075,758.64

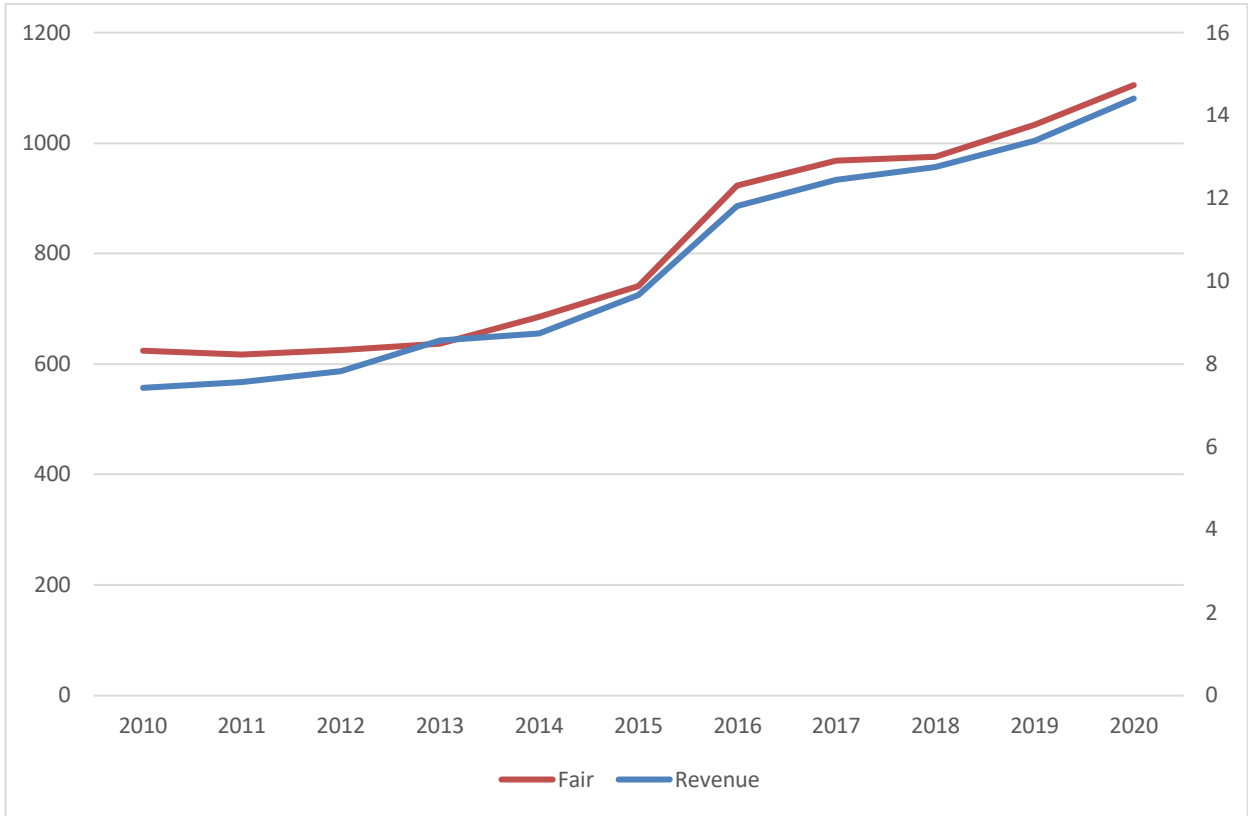
**Taxing Jurisdiction Revenue from
Railroad Equipment Cars
(Millions)**

Tax Year	2010	2011	2012	2013	2014	2015	2016	2017	2018	2019	2020
Revenue	7.43	7.56	7.82	8.56	8.74	9.67	11.81	12.45	12.75	13.39	14.42



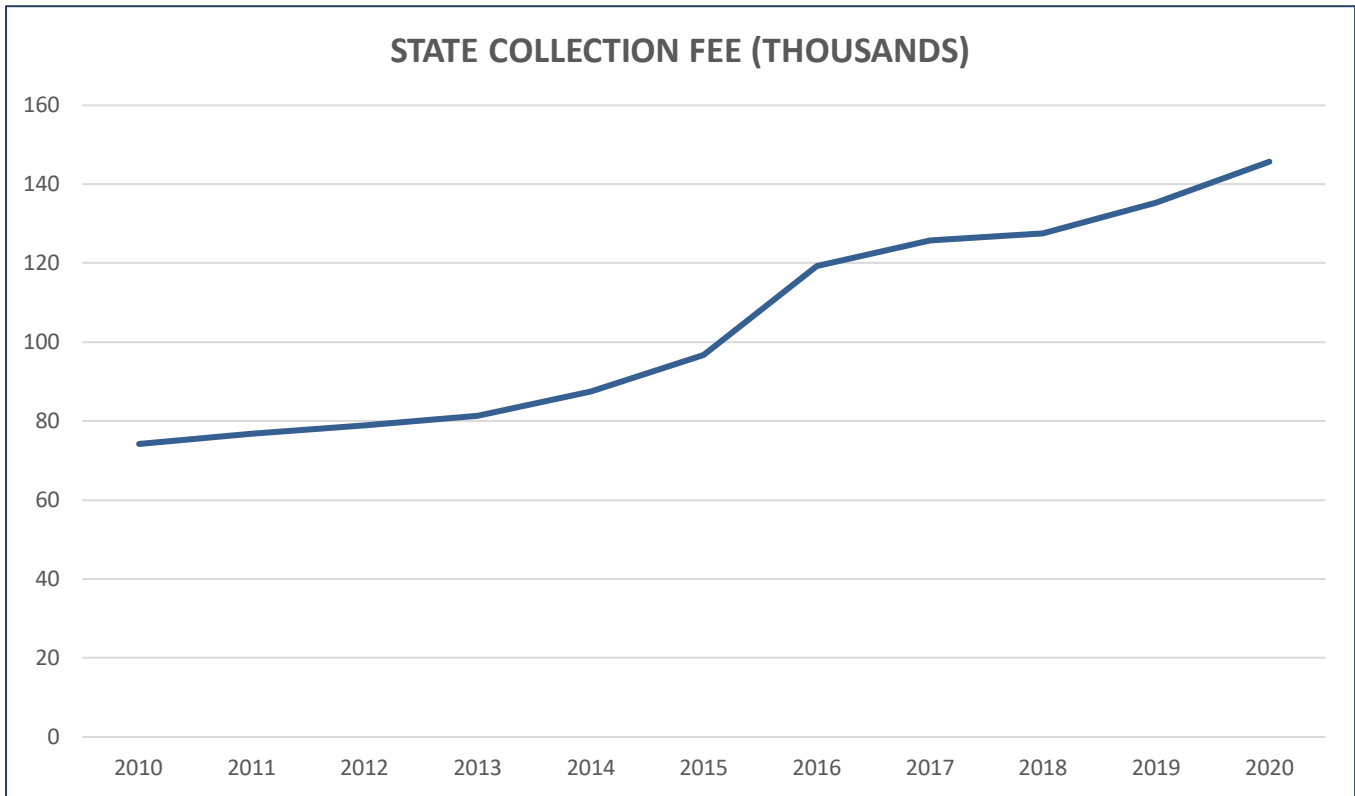
**Railroad Equipment Cars -
Georgia Fair Market Value/County Actual Revenue
(Millions)**

Tax Year	2010	2011	2012	2013	2014	2015	2016	2017	2018	2019	2020
Revenue	7.43	7.56	7.82	8.56	8.74	9.67	11.81	12.45	12.75	13.39	14.42
Fair Market Value	623.28	616.96	625.28	636.26	685.52	740.95	922.63	968.62	975.60	1032.61	1105.67



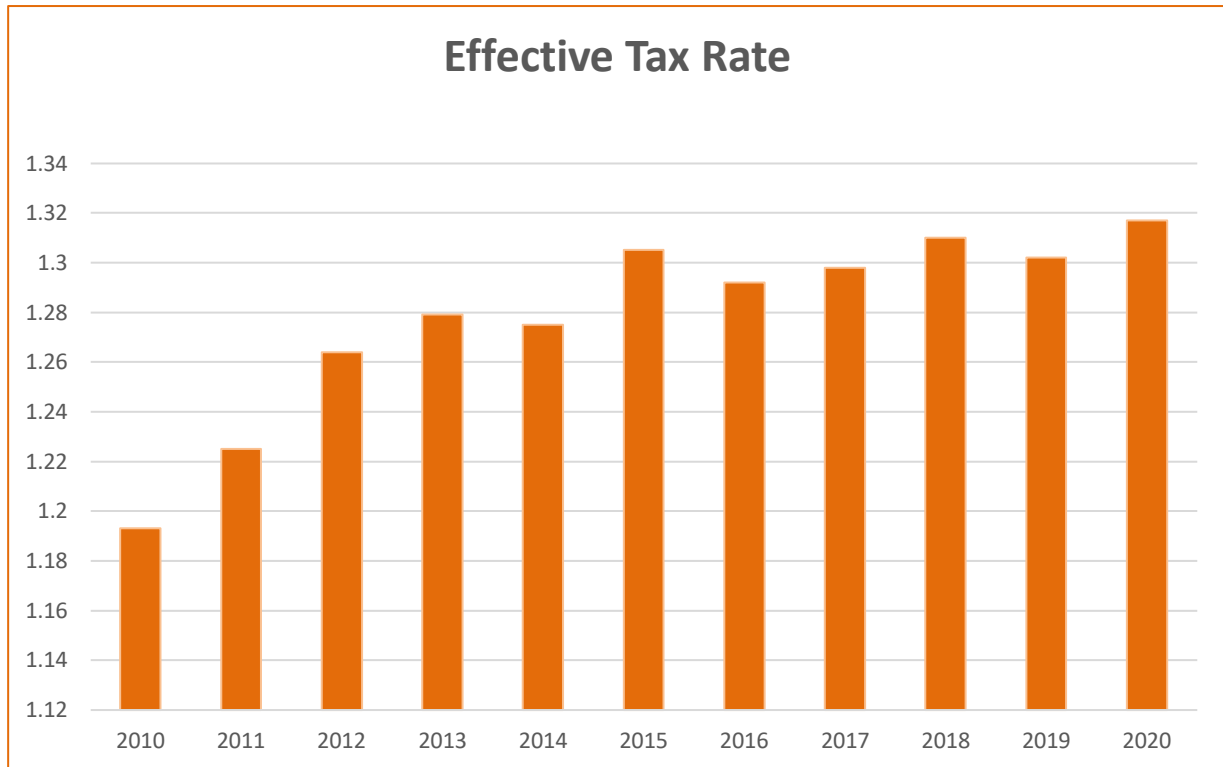
**RAILROAD EQUIPMENT CARS
STATE COLLECTION FEE
(THOUSANDS)**

Tax Year	2010	2011	2012	2013	2014	2015	2016	2017	2018	2019	2020
State 1% Fee	74.33	76.85	78.95	81.38	87.4	96.7	119.25	125.72	127.5	135.28	145.67



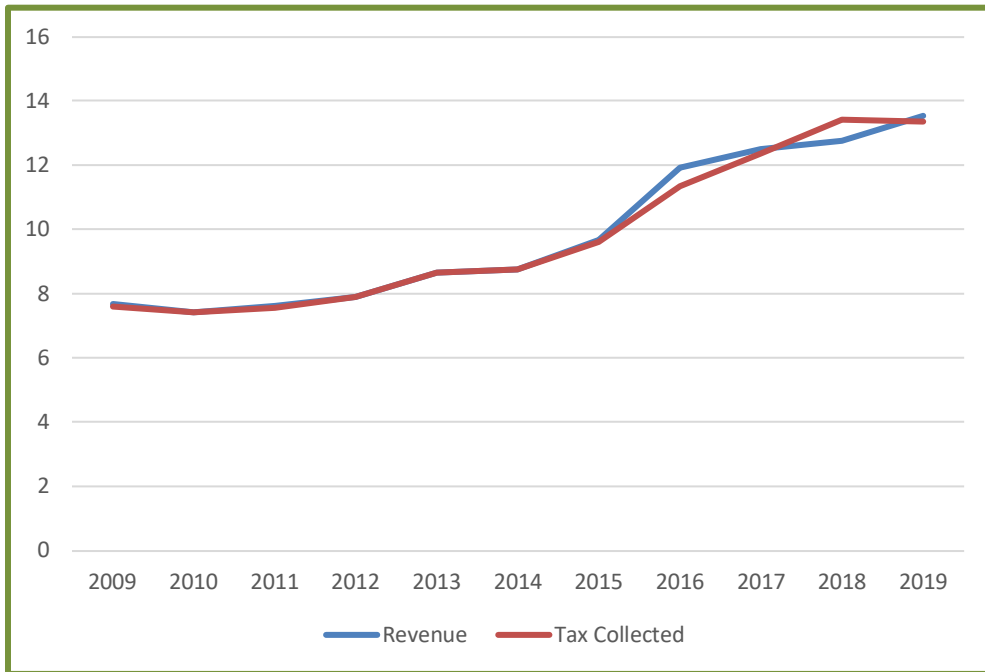
Effective Tax Rate

Tax Year	2010	2011	2012	2013	2014	2015	2016	2017	2018	2019	2020
Effective Tax Rate	1.193	1.225	1.264	1.279	1.275	1.305	1.292	1.298	1.310	1.302	1.317



**TAXES BILLED AND COLLECTED
(MILLIONS)**

Tax Year	2009	2010	2011	2012	2013	2014	2015	2016	2017	2018	2019
Revenue Billed	7.68	7.43	7.62	7.89	8.65	8.74	9.67	11.92	12.5	12.75	13.53
Tax Collected	7.59	7.43	7.56	7.89	8.65	8.74	9.6	11.33	12.35	13.42	13.35



Railroad Equipment Car Company Assessment Ratios

Co #	County	Assessment Ratio	Co #	County	Assessment Ratio	Co #	County	Assessment Ratio
001	APPLING	37.31	056	FAYETTE	40.00	111	PEACH	40.00
002	ATKINSON	40.00	057	FLOYD	40.00	112	PICKENS	40.00
003	BACON	40.00	058	FORSYTH	40.00	113	PIERCE	40.00
004	BAKER	40.00	059	FRANKLIN	40.00	114	PIKE	34.09
005	BALDWIN	40.00	060	FULTON	40.00	114	PIKE	34.09
006	BANKS	40.00	061	GILMER	40.00	114	PIKE	34.07
007	BARROW	40.00	062	GLASCOCK	40.00	114	PIKE	40.00
008	BARTOW	40.00	063	GLYNN	40.00	115	POLK	40.00
009	BEN HILL	40.00	064	GORDON	40.00	116	PULASKI	40.00
010	BERRIEN	38.05	065	GRADY	40.00	117	PUTNAM	40.00
010	BERRIEN	40.00	066	GREENE	40.00	118	QUITMAN	40.00
011	BIBB	40.00	067	GWINNETT	40.00	119	RABUN	40.00
012	BLECKLEY	40.00	068	HABERSHAM	40.00	120	RANDOLPH	40.00
013	BRANTLEY	40.00	069	HALL	40.00	121	RICHMOND	40.00
014	BROOKS	40.00	070	HANCOCK	40.00	122	ROCKDALE	36.57
015	BRYAN	40.00	071	HARALSON	40.00	123	SCHLEY	40.00
016	BULLOCH	40.00	072	HARRIS	40.00	124	SCREVEN	40.00
017	BURKE	40.00	073	HART	40.00	125	SEMINOLE	40.00
018	BUTTS	40.00	074	HEARD	40.00	126	SPALDING	40.00
019	CALHOUN	40.00	075	HENRY	40.00	127	STEPHENS	40.00
020	CAMDEN	40.00	076	HOUSTON	37.02	128	STEWART	40.00
021	CANDLER	40.00	077	IRWIN	40.00	129	SUMTER	40.00
022	CARROLL	40.00	078	JACKSON	37.47	130	TALBOT	40.00
023	CATOOSA	40.00	079	JASPER	40.00	131	TALIAFERRO	40.00
024	CHARLTON	40.00	080	JEFF DAVIS	40.00	132	TATNALL	40.00
025	CHATHAM	40.00	081	JEFFERSON	40.00	133	TAYLOR	40.00
026	CHATTAHOOCHEE	40.00	082	JENKINS	40.00	134	TELFAIR	40.00
027	CHATTOOGA	40.00	083	JOHNSON	40.00	135	TERRELL	40.00
028	CHEROKEE	40.00	084	JONES	40.00	136	THOMAS	40.00
029	CLARKE	40.00	085	LAMAR	37.31	137	TIFT	40.00
030	CLAY	40.00	085	LAMAR	37.31	138	TOOMBS	40.00
031	CLAYTON	40.00	085	LAMAR	40.00	139	TOWNS	40.00
032	CLINCH	40.00	086	LANIER	40.00	140	TREUTLEN	40.00
033	COBB	40.00	087	LAURENS	40.00	141	TROUP	40.00
034	COFFEE	40.00	088	LEE	37.32	142	TURNER	40.00
035	COLQUITT	40.00	089	LIBERTY	40.00	143	TWIGGS	40.00
036	COLUMBIA	40.00	090	LINCOLN	40.00	144	UNION	37.56
037	COOK	37.70	091	LONG	40.00	145	UPSON	40.00
038	COWETA	37.46	092	LOWNDES	40.00	146	WALKER	34.40
039	CRAWFORD	40.00	093	LUMPKIN	40.00	147	WALTON	40.00
040	CRISP	40.00	094	MACON	40.00	148	WARE	40.00